

NAPLES CENTRAL SCHOOL DISTRICT

AUDIT REPORT

**FOR THE YEAR ENDED
JUNE 30, 2022**

**NAPLES CENTRAL SCHOOL DISTRICT
TABLE OF CONTENTS**

	<u>PAGE</u>
INDEPENDENT AUDITORS' REPORT	1 - 3
MANAGEMENT'S DISCUSSION AND ANALYSIS	4 - 12
BASIC FINANCIAL STATEMENTS	
Government-wide Financial Statements	
Statement of Net Position	13
Statement of Activities	14
Fund Financial Statements	
Balance Sheet - Governmental Funds	15
Reconciliation of the Governmental Funds Balance Sheet to the Statement of Net Position	16
Statement of Revenues, Expenditures and Changes in Fund Balances - Governmental Funds	17
Reconciliation of the Statement of Revenues, Expenditures and Changes in Fund Balances of Governmental Funds to the Statement of Activities	18
Notes to Financial Statements	19 - 43
REQUIRED SUPPLEMENTARY INFORMATION	
Budgetary Comparison Schedule - General Fund	44
Schedule of Changes in the District's Total OPEB Liability and Related Ratios	45
Schedule of District's Proportionate Share of the Net Pension Asset (Liability) - TRS	46
Schedule of District's Proportionate Share of the Net Pension Asset (Liability) - ERS	47
Schedule of Employer's Contribution for TRS	48
Schedule of Employer's Contribution for ERS	49
Notes to Required Supplementary Information	50
OTHER SUPPLEMENTARY INFORMATION	
Schedule of Changes from Original Budget to Final Budget - General Fund	51
Schedule of Real Property Tax Limit - General Fund	52
Schedule of Project Expenditures - Capital Projects Fund	53
Net Investment in Capital Assets	54
SINGLE AUDIT REPORTS	
Schedule of Expenditures of Federal Awards	55
Notes to Schedule of Expenditures of Federal Awards	56
Independent Auditors' Report on Internal Control over Financial Reporting and on Compliance and Other Matters Based on an Audit of Financial Statements Performed in Accordance with <i>Government Auditing Standards</i>	57 - 58
Independent Auditors' Report on Compliance for the Major Program and on Internal Control Over Compliance Required by the Uniform Guidance	59 - 61
Schedule of Findings and Questioned Costs	62
Summary Schedule of Prior Year Findings	63

INDEPENDENT AUDITORS' REPORT

To the Board of Education
Naples Central School District
Naples, New York

Report on the Audit of the Financial Statements

Opinions

We have audited the accompanying financial statements of the governmental activities and each major fund of the Naples Central School District, as of and for the year ended June 30, 2022, and the related notes to the financial statements, which collectively comprise the District's basic financial statements as listed in the table of contents.

In our opinion, the financial statements referred to above present fairly, in all material respects, the respective financial position of the governmental activities and each major fund of the Naples Central School District, as of June 30, 2022, and the respective changes in financial position, for the year then ended in accordance with accounting principles generally accepted in the United States of America.

Basis for Opinions

We conducted our audit in accordance with auditing standards generally accepted in the United States of America and the standards applicable to financial audits contained in *Government Auditing Standards*, issued by the Comptroller General of the United States. Our responsibilities under those standards are further described in the Auditors' Responsibilities for the Audit of the Financial Statements section of our report. We are required to be independent of the Naples Central School District and to meet our other ethical responsibilities, in accordance with the relevant ethical requirements relating to our audit. We believe that the audit evidence we have obtained is sufficient and appropriate to provide a basis for our audit opinions.

Change in Accounting Principle

As discussed in Note 16 to the financial statements, during the year ended June 30, 2022, the District adopted new accounting guidance, Governmental Accounting Standards Board (GASB) Statement No. 87, Leases. Our opinions are not modified with respect to this matter.

Responsibilities of Management for the Financial Statements

Management is responsible for the preparation and fair presentation of the financial statements in accordance with accounting principles generally accepted in the United States of America, and for the design, implementation, and maintenance of internal control relevant to the preparation and fair presentation of financial statements that are free from material misstatement, whether due to fraud or error.

In preparing the financial statements, management is required to evaluate whether there are conditions or events, considered in the aggregate, that raise substantial doubt about the Naples Central School District's ability to continue as a going concern for twelve months beyond the financial statement date, including any currently known information that may raise substantial doubt shortly thereafter.

Auditors' Responsibilities for the Audit of the Financial Statements

Our objectives are to obtain reasonable assurance about whether the financial statements as a whole are free from material misstatement, whether due to fraud or error, and to issue an auditors' report that includes our opinions. Reasonable assurance is a high level of assurance but is not absolute assurance and therefore is not a guarantee that an audit conducted in accordance with generally accepted auditing standards and *Government Auditing Standards* will always detect a material misstatement when it exists. The risk of not detecting a material misstatement resulting from fraud is higher than for one resulting from error, as fraud may involve collusion, forgery, intentional omissions, misrepresentations, or the override of internal control. Misstatements are considered material if there is a substantial likelihood that, individually or in the aggregate, they would influence the judgment made by a reasonable user based on the financial statements.

In performing an audit in accordance with generally accepted auditing standards and *Government Auditing Standards*, we:

- Exercise professional judgment and maintain professional skepticism throughout the audit.
- Identify and assess the risks of material misstatement of the financial statements, whether due to fraud or error, and design and perform audit procedures responsive to those risks. Such procedures include examining, on a test basis, evidence regarding the amounts and disclosures in the financial statements.
- Obtain an understanding of internal control relevant to the audit in order to design audit procedures that are appropriate in the circumstances, but not for the purpose of expressing an opinion on the effectiveness of the Naples Central School District's internal control. Accordingly, no such opinion is expressed.
- Evaluate the appropriateness of accounting policies used and the reasonableness of significant accounting estimates made by management, as well as evaluate the overall presentation of the financial statements.
- Conclude whether, in our judgment, there are conditions or events, considered in the aggregate, that raise substantial doubt about the Naples Central School District's ability to continue as a going concern for a reasonable period of time.

We are required to communicate with those charged with governance regarding, among other matters, the planned scope and timing of the audit, significant audit findings, and certain internal control-related matters that we identified during the audit.

Required Supplementary Information

Accounting principles generally accepted in the United States of America require that the management's discussion and analysis on pages 4 through 12, budgetary comparison schedule - general fund on page 44, schedule of changes in the District's total OPEB liability and related ratios on page 45, schedule of district's proportionate share of the net pension asset (liability) - TRS on page 46, schedule of district's proportionate share of the net pension asset (liability) - ERS on page 47, schedule of employer's contribution for TRS on page 48, schedule of employer's contribution for ERS on page 49, and notes to required supplementary information on page 50 be presented to supplement the basic financial statements. Such information is the responsibility of management and, although not a part of the basic financial statements, is required by the GASB, who considers it to be an essential part of financial reporting for placing the basic financial statements in an appropriate operational, economic, or historical context. We have applied certain limited procedures to the required supplementary information in accordance with auditing standards generally accepted in the United States of America, which consisted of inquiries of management about the methods of preparing the information and comparing the information for consistency with management's responses to our inquiries, the basic financial statements, and other knowledge we obtained during our audit of the basic financial statements. We do not express an opinion or provide any assurance on the information because the limited procedures do not provide us with sufficient evidence to express an opinion or provide any assurance.

Supplementary Information

Our audit was conducted for the purpose of forming opinions on the financial statements that collectively comprise the Naples Central School District's basic financial statements. The other supplementary information listed on the table of contents is presented for purposes of additional analysis and is not a required part of the basic financial statements. The accompanying schedule of expenditures of federal awards as required by *Title 2 U.S Code of Federal Regulations (CFR) Part 200, Uniform Administrative Requirements, Cost Principles, and Audit Requirements for Federal Awards*, is presented for purposes of additional analysis and is not a required part of the basic financial statements. Such information is the responsibility of management and was derived from and relates directly to the underlying accounting and other records used to prepare the basic financial statements. Such information has been subjected to the auditing procedures applied in the audit of the basic financial statements and certain additional procedures, including comparing and reconciling such information directly to the underlying accounting and other records used to prepare the basic financial statements or to the basic financial statements themselves, and other additional procedures in accordance with auditing standards generally accepted in the United States of America. In our opinion, the other supplementary information and the schedule of expenditures of federal awards are fairly stated, in all material respects, in relation to the basic financial statements as a whole.

Other Reporting Required by *Government Auditing Standards*

In accordance with *Government Auditing Standards*, we have also issued our report dated October 6, 2022, on our consideration of the Naples Central School District's internal control over financial reporting and on our tests of its compliance with certain provisions of laws, regulations, contracts, and grant agreements and other matters. The purpose of that report is solely to describe the scope of our testing of internal control over financial reporting and compliance and the results of that testing, and not to provide an opinion on the effectiveness of the Naples Central School District's internal control over financial reporting or on compliance. That report is an integral part of an audit performed in accordance with *Government Auditing Standards* in considering the Naples Central School District's internal control over financial reporting and compliance.

EFPR Group, CPAs, PLLC

EFPR Group, CPAs, PLLC
Rochester, New York
October 6, 2022

**NAPLES CENTRAL SCHOOL DISTRICT
Management's Discussion and Analysis
For the Year Ended June 30, 2022**

The following is a discussion and analysis of the Naples Central School District's (the "District") financial performance for the fiscal year ended June 30, 2022. This section is a summary of the District's financial activities based on currently known facts, decisions or conditions. It is also based on both the district-wide and fund-based financial statements. The results of the current year are discussed in comparison with the prior year, with an emphasis placed on the current year. This section is only an introduction and should be read in conjunction with the District's financial statements, which immediately follow this section.

FINANCIAL HIGHLIGHTS

- Total district-wide general revenues, excluding charges for service and operating grants for the 2021-2022 year were \$21,316,518, or 90% of all revenues. This amount represents an increase of \$617,487 in general revenues over the 2020-2021 year of \$20,699,031. The 2020-2021 general revenues as a percent of total revenues was 95%. Of the total general revenues, state sources accounted for \$8,446,271, real property tax and real property tax items accounted for \$12,439,747, and other sources accounted for \$430,500 for the 2021-2022 fiscal year ended.
- Total district-wide expenses for the 2021-2022 year were \$19,905,235. These expenses were offset by program revenues that included \$61,235 in charges for services and \$2,358,296 in operating grants and contributions. The net cost for governmental activities that was ultimately financed by general revenues was \$17,485,704, which represents a decrease of \$2,858,443 from the 2020-2021 year.
- During the current fiscal year, the District was able to fund the mandatory contribution to the New York State Employee's Retirement System and Teacher's Retirement System (the "Systems") without the need to finance the payments. The total current year contributions to the systems were \$886,472, which is an increase of \$61,989, or 7.5%, over the 2020-2021 amount of \$824,483. The District has recorded a net pension asset for ERS of \$446,828 as of June 30, 2022 and a net pension liability for ERS of \$5,660 as of June 30, 2021. The District has also recorded a net pension asset for TRS of \$6,260,821 as of June 30, 2022 and a net pension liability for TRS of \$990,746 as of June 30, 2021.
- Total District capital assets - net of depreciation decreased by \$746,504 to \$34,017,461 in the 2021-2022 year as compared to \$34,763,965 in the 2020-2021 year.
- For the year ended June 30, 2022, the District implemented GASB No. 87, Leases. The objective of this statement is to improve accounting and financial reporting of leases by governments. Intangible right-to-use assets amounted to \$526,588 as of June 30, 2022. Amortization expense on the right-to-use assets was \$108,136 for the year ended June 30, 2022. Capital lease obligations amounted to \$11,205 as of June 30, 2022.
- Total long-term liabilities decreased by \$7,229,073 to \$43,454,780 in the 2021-2022 year from \$50,683,853 in the 2020-2021 year.

OVERVIEW OF THE FINANCIAL STATEMENTS

This annual report consists of five parts: management's discussion and analysis (this section), the basic financial statements, required supplementary information, other supplementary information and single audit reports. The basic financial statements include two kinds of statements that present different views of the District:

The first two statements are district-wide financial statements that provide both short-term and long-term information about the District's overall financial status.

**NAPLES CENTRAL SCHOOL DISTRICT
Management's Discussion and Analysis
For the Year Ended June 30, 2022**

The remaining statements are fund financial statements that focus on individual parts of the District, reporting the District's operations in more detail than the district-wide statements. The fund financial statements concentrate on the District's most significant funds with all other non-major funds listed in total in one column. For the fiscal year ended June 30, 2022, all of the District's governmental funds were considered major.

The financial statements also include notes that explain some of the information in the statements and provide more detailed data. The statements are followed by a section of required supplementary information that further explains and supports the financial statements with a comparison of the District's budget for the year.

District-Wide Statements

The district-wide statements report information about the District as a whole using accounting methods similar to those used by private-sector companies. The statement of net position includes all of the District's assets, deferred outflows of resources, liabilities and deferred inflows of resources. All of the current year's revenues and expenses are accounted for in the statement of activities regardless of when cash is received or paid.

These two statements report the District's net position and changes in those assets. The change in net position provides the reader with a tool to assist in determining whether the District's financial health is improving or deteriorating. The causes of this change may be the result of many factors, some financial, and some not. Non-financial factors include the District's property tax base, student enrollment growth, required educational programs, and facility conditions in arriving at their conclusion regarding the overall health of the District.

In the statement of net position and the statement of activities, the District reports governmental activities. Governmental activities are the activities where most of the District's programs and services are reported including, but not limited to: general support, instruction, pupil transportation, community services, employee benefits, debt interest and the school lunch program. The District does not have any business-type activities.

Fund Financial Statements

The fund financial statements provide more detailed information about the District's funds. Funds are accounting devices the District uses to keep track of specific sources of funding and spending on particular programs. Some funds are required by State law and by bond covenants. The District establishes other funds to control and to manage money for particular purposes (such as repaying its long-term debts) or to show that it is properly using certain revenues (such as Federal grants). The emphasis of the fund financial statements is on the major funds. For the 2021-2022 year, the District reports six major funds; the general fund, the school lunch fund, the special aid fund, the miscellaneous special revenue fund, the capital projects fund and the debt service fund.

In the fund financial statements, capital assets are reported as expenditures in the year of acquisition and therefore no capital assets are reported. The issuance of debt is recorded as a financial resource. The current year's payments of principal and interest on long-term obligations are recorded as expenditures. Future year's debt obligations are not recorded.

Governmental Funds - All of the District's activities are reported in governmental funds, which focus on how money flows into and out of those funds and the balances left at year end available for spending in future periods. These funds are reported using an accounting method called modified accrual accounting, which measures cash and other financial assets that can readily be converted to cash. The governmental fund statements provide a detailed short-term view of the District's general government operations and the basic services it provides. Governmental fund information helps you determine whether there are more or less financial resources available to spend in the near future to finance the District's programs. The relationship (or differences) between governmental activities (reported in the statement of net position and the statement of activities) and governmental funds are reconciled in the basic financial statements.

**NAPLES CENTRAL SCHOOL DISTRICT
Management's Discussion and Analysis
For the Year Ended June 30, 2022**

FINANCIAL ANALYSIS OF THE SCHOOL DISTRICT AS A WHOLE

As noted earlier, net position may serve over time as a useful indicator of a government's financial position. The statement of net position provides the perspective of the District as a whole.

Table 1

**Condensed Statement of Net Position
June 30, 2022 and 2021**

	<u>2022</u>	<u>Restated 2021</u>	Total Percentage Change %
Assets			
Current assets	\$ 22,097,361	\$ 13,202,064	67.4
Capital assets	<u>34,544,049</u>	<u>35,233,105</u>	(2.0)
Total assets	<u>56,641,410</u>	<u>48,435,169</u>	16.9
Deferred Outflow of Resources	<u>7,433,968</u>	<u>8,462,146</u>	(12.2)
Liabilities			
Current liabilities	4,051,108	4,142,101	(2.2)
Long-term liabilities	<u>41,343,680</u>	<u>48,593,853</u>	(14.9)
Total liabilities	<u>45,394,788</u>	<u>52,735,954</u>	(13.9)
Deferred Inflows of Resources	<u>18,724,186</u>	<u>8,035,771</u>	133.0
Net Position			
Net investment in capital assets	22,312,599	16,978,977	31.4
Restricted	7,420,632	8,221,997	(9.7)
Unrestricted	<u>(29,776,827)</u>	<u>(29,075,384)</u>	(2.4)
Total net position	<u>\$ (43,596)</u>	<u>\$ (3,874,410)</u>	98.9

The increase in current assets is primarily due to the change in both the NYSERS and NYSTRS pension plan to record a net pension asset instead of a net pension liability in the prior year. The decrease in capital assets is a result of current year depreciation expense and net book value of disposed assets exceeding capital outlay offset by an increase in intangible right-to-use assets as a result of the implementation of GASB Statement No. 87, Leases.

Changes in deferred outflows of resources and deferred inflows of resources are primarily due to changes from the prior year, based on an actuarial valuation of the District's OPEB plan as well as changes in the District's proportionate share of NYSERS and NYSTRS pension plan assets/liabilities.

The decrease in current liabilities relates to a decrease in accounts payable and HRA medical liability offset by an increase in accrued liabilities and due to TRS and ERS.

The decrease in long-term liabilities relates to changes in the actuarial valuation of the District's OPEB liability as well as the NYSERS and NYSTRS pension plans. In addition, the District made payments in the current year on capital lease obligations.

Net investment in capital assets increased because the capital outlay and debt principal payments for the current year exceeded depreciation and amortization expense and net book value of disposed equipment. The decrease in restricted net position is primarily the result of the use of board approved reserves in the general fund. The District's unrestricted deficit decreased primarily due to changes in the OPEB liability and net pension obligations in 2022.

**NAPLES CENTRAL SCHOOL DISTRICT
Management's Discussion and Analysis
For the Year Ended June 30, 2022**

Table 2

**Changes in Net Position from Operating Results
For the Years Ended June 30, 2022 and 2021**

	<u>2022</u>	<u>2021</u>	Total Percentage Change %
Revenues			
Program revenues			
Charges for services	\$ 61,235	\$ 39,568	54.8
Operating grants and contributions	<u>2,358,296</u>	<u>1,124,468</u>	109.7
Total program revenues	<u>2,419,531</u>	<u>1,164,036</u>	107.9
General revenues			
Property taxes	12,259,719	11,172,240	9.7
Other taxes	180,028	987,021	(81.8)
State sources	8,446,271	8,153,880	3.6
Other	<u>430,500</u>	<u>385,890</u>	11.6
Total general revenues	<u>21,316,518</u>	<u>20,699,031</u>	3.0
Total revenues	<u>23,736,049</u>	<u>21,863,067</u>	8.6
Expenses			
General support	2,730,462	3,037,556	(10.1)
Instructional	14,893,698	16,066,953	(7.3)
Pupil transportation	1,277,606	1,512,779	(15.5)
Community services	1,371	-	100.0
School lunch program	424,036	377,156	12.4
Debt service - interest	<u>578,062</u>	<u>513,739</u>	12.5
Total expenses	<u>19,905,235</u>	<u>21,508,183</u>	(7.5)
Change in net position	<u>\$ 3,830,814</u>	<u>\$ 354,884</u>	979.5

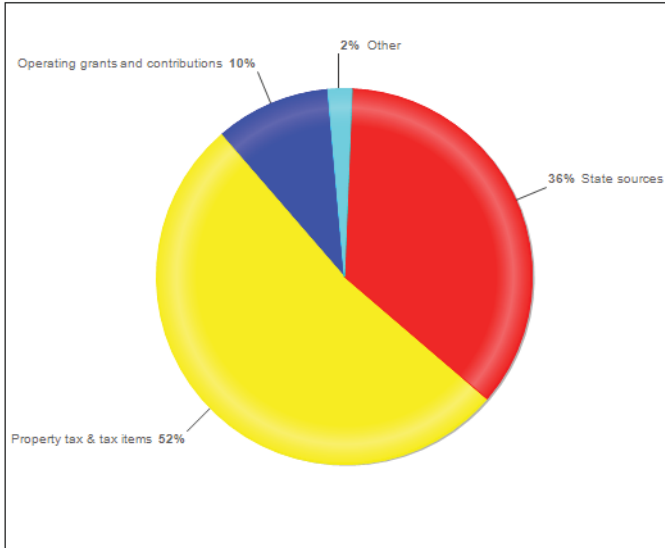
The cost of all governmental activities was \$19,905,235 and \$21,508,183 for 2022 and 2021, respectively. However, the amount that taxpayers ultimately financed for these activities through the District real property taxes was \$12,259,719 and \$11,172,240 for 2022 and 2021, respectively.

**NAPLES CENTRAL SCHOOL DISTRICT
Management's Discussion and Analysis
For the Year Ended June 30, 2022**

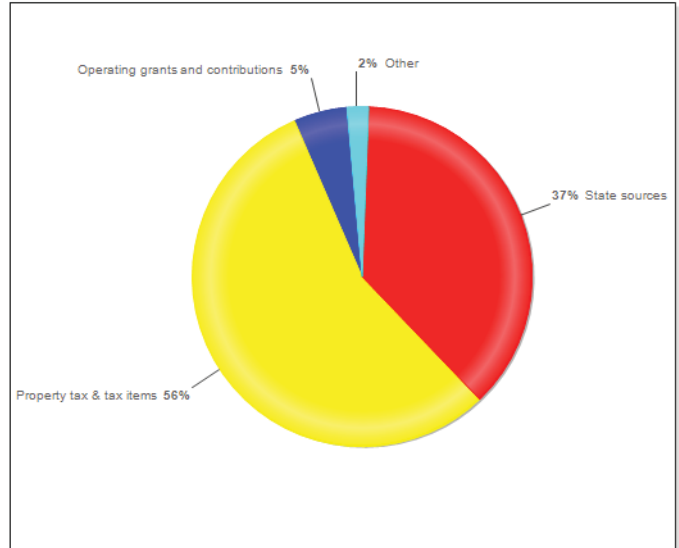
**Sources of Revenues for Governmental Activities
Fiscal Year 2022**

Table 3

Fiscal Year 2022



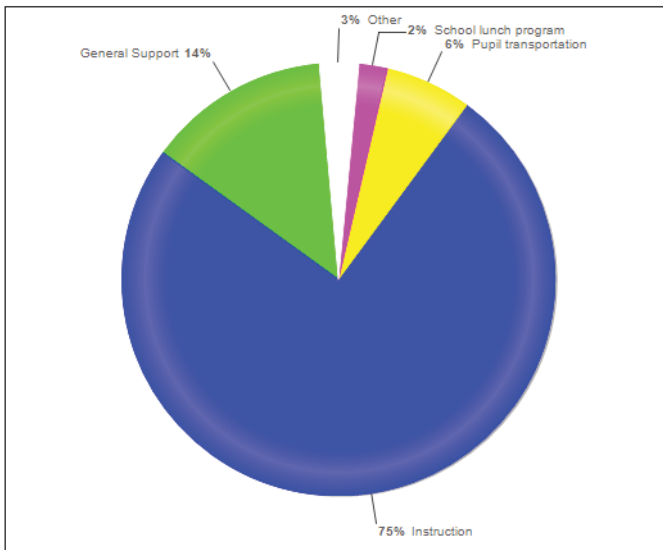
Fiscal Year 2021



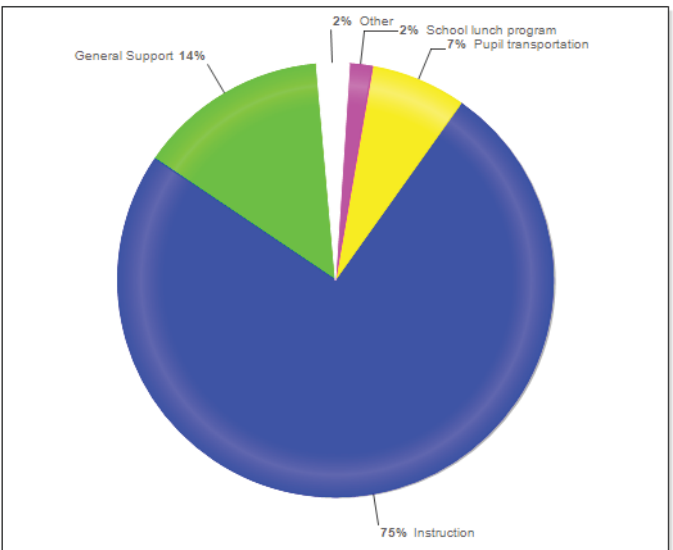
**Program Expenses for Governmental Activities
Fiscal Year 2022**

Table 4

Fiscal Year 2022



Fiscal Year 2021



**NAPLES CENTRAL SCHOOL DISTRICT
Management's Discussion and Analysis
For the Year Ended June 30, 2022**

Governmental Activities

In Table 5, we have presented the cost of each of the District's functions and programs, as well as each function's net cost (total cost less revenues generated by the activities). Providing this information allows our citizens to consider the cost of each function in comparison to the benefits they believe are provided by that function.

Table 5

	<u>Total Cost of Services</u>		Percentage Change
	<u>2022</u>	<u>2021</u>	<u>%</u>
General support	\$ 2,730,462	\$ 3,037,556	(10.1)
Instructional	14,893,698	16,066,953	(7.3)
Pupil transportation	1,277,606	1,512,779	(15.5)
Community services	1,371	-	100.0
School lunch program	424,036	377,156	12.4
Debt service - interest	<u>578,062</u>	<u>513,739</u>	12.5
Total expenses	<u>\$ 19,905,235</u>	<u>\$ 21,508,183</u>	(7.5)

	<u>Net Cost of Services</u>		Percentage Change
	<u>2022</u>	<u>2021</u>	<u>%</u>
General support	\$ 2,730,462	\$ 3,037,556	(10.1)
Instructional	13,004,756	15,297,860	(15.0)
Pupil transportation	1,277,606	1,512,779	(15.5)
Community services	1,371	-	100.0
School lunch program	(106,553)	(17,787)	499.0
Debt service - interest	<u>578,062</u>	<u>513,739</u>	12.5
Total expenses	<u>\$ 17,485,704</u>	<u>\$ 20,344,147</u>	(14.1)

- **General Support** - Includes expenses of the Board of Education, district offices, contracted professional services, buildings and grounds maintenance, insurance and BOCES administrative/building expenses.
- **Instructional** - Includes curriculum and staff development, school supervision, regular K-12 programs, special education, BOCES vocational education, summer schools, libraries, computer-assisted education, pupil personnel services (counseling, health, psychological, social work), co-curricular activities and interscholastic athletics.
- **Pupil Transportation** - Includes salaries for drivers, mechanics; expenses for the bus fleet, and garage.
- **Community Services** - Includes expenses connected with annual school district census.
- **School Lunch Program** - Includes the preparation, delivery, and servicing of lunches, snacks, and other incidental meals to students and the school staff.
- **Debt Service - Interest** - Includes the transactions associated with the payment of interest and other related charges to debt for improvements to the District.

**NAPLES CENTRAL SCHOOL DISTRICT
Management's Discussion and Analysis
For the Year Ended June 30, 2022**

THE SCHOOL DISTRICT'S FUNDS

Fund financial statements are accounted for using the modified accrual basis of accounting. All governmental funds had total revenues and other financing sources of \$36,693,098 and \$26,441,182 and expenditures and other financing uses of \$34,518,000 and \$25,076,109 in 2022 and 2021, respectively. The fund balance in the general fund decreased by \$2,011,191 and increased by \$1,643,107 in 2022 and 2021, respectively. The school lunch fund balance increased by \$110,797 and \$51,408 in 2022 and 2021, respectively. The special aid fund balance had no change in 2022 and 2021, respectively. The miscellaneous special revenue fund had an increase in fund balance of \$47,064 and \$9,286 in 2022 and 2021, respectively. The capital projects fund had an increase in fund balance of \$4,124,398 and a decrease in fund balance of \$243,057 in 2022 and 2021, respectively. The debt service fund reported a decrease of \$95,970 and \$95,671 in 2022 and 2021, respectively. Total governmental fund balance increased by \$2,175,098 and by \$1,365,073 for the 2021-2022 fiscal year and 2020-2021 fiscal year, respectively.

GENERAL FUND BUDGETARY HIGHLIGHTS

The 2021-2022 general fund's actual revenue and other financing sources was \$21,714,809. That amount is below the original estimates of \$21,734,527 and final budget estimates of \$26,171,975. The \$4,457,166 variance between the final amended budget and the June 30, 2022 actual results was due primarily to federal stimulus funding and additional unassigned fund balance to begin the year.

The 2021-2022 actual expenditures and other financing uses of the general fund were \$23,726,000, which is below the original budget of \$21,734,527 and below the final budget estimate of \$26,171,975. The \$2,445,975 variance between the final amended budget and the June 30, 2022 actual results was due to federal stimulus funding covering some expenses that are normally paid for via the general fund budget. When stimulus funds run out, these expenses will need to be accounted for in the general fund budget.

The general fund's fund balance decreased by \$2,011,191 to \$8,393,552. The District's general fund balance is classified in five categories including nonspendable, restricted, committed, assigned and unassigned. For the fiscal year ended June 30, 2022, the District has \$7,118,151 classified as restricted, \$381,879 as assigned and \$893,522 as unassigned. There was no nonspendable or committed fund balance for the year ended June 30, 2022.

**NAPLES CENTRAL SCHOOL DISTRICT
Management's Discussion and Analysis
For the Year Ended June 30, 2022**

CAPITAL ASSET AND DEBT ADMINISTRATION

Capital Assets

At the end of fiscal years 2022 and 2021, the District had \$50,548,497 and \$49,993,740 invested in land, buildings and renovations, buses, furniture and equipment and leased equipment. Depreciation and amortization expense of \$1,526,323 and \$1,490,890 has been recorded in 2022 and 2021. The net book value at June 30, 2022 and 2021 was \$34,544,049 and \$35,233,105, respectively.

Table 6 shows the fiscal 2022 and 2021 balances for the major classes of assets:

**Table 6
Capital Assets (Net of Depreciation and Amortization)
At June 30, 2022 and 2021**

	<u>2022</u>	<u>Restated 2021</u>	Total Percentage Change %
Land	\$ 75,642	\$ 75,642	-
Construction in progress	337,737	-	100.0
Buildings and improvements	32,339,228	33,359,215	(3.1)
Furniture and equipment	1,264,854	1,329,108	(4.8)
Intangible right-to-use assets	<u>526,588</u>	<u>469,140</u>	12.2
Total	<u>\$ 34,544,049</u>	<u>\$ 35,233,105</u>	(2.0)

Additional information on the District's capital assets can be found in the notes to the financial statements. In addition, a schedule of project expenditures can be found in the other supplementary information section.

Long-Term Debt

At June 30, 2022 and 2021, the District had total long-term obligations of \$43,454,780 and \$50,683,853, respectively.

**Table 7
Outstanding Debt
At June 30, 2022 and 2021**

	<u>2022</u>	<u>Restated 2021</u>	Total Percentage Change %
Bonds payable	\$15,080,000	\$ 17,685,000	(14.7)
Bond premiums	1,276,131	679,547	87.8
Compensated absences	3,528,110	3,333,475	5.8
Total OPEB liability	23,559,334	27,972,748	(15.8)
Capital lease obligation	11,205	16,677	(32.8)
Net pension liability - TRS	-	990,746	(100.0)
Net pension liability - ERS	-	<u>5,660</u>	(100.0)
Total	<u>\$43,454,780</u>	<u>\$ 50,683,853</u>	(14.3)

The District's bond rating for 2022 and 2021 was AA-.

Additional information on the District's long-term debt can be found in the notes to the financial statements.

**NAPLES CENTRAL SCHOOL DISTRICT
Management's Discussion and Analysis
For the Year Ended June 30, 2022**

ECONOMIC FACTORS AND NEXT YEAR'S BUDGET

The general fund budget for the 2022-2023 school year was approved by the voters in the amount of \$22,338,047. This is an increase of 2.78% over the previous year's budget.

The 2022-2023 budget is impacted by certain trends impacting school districts. These include increases in retirement contributions and health insurance costs. The federal minimum wage increase has caused the District to adjust salaries to account for wage compression and adjust existing contractual agreements. The District is maintaining a cautious approach with spending to ensure financial security for this, and future years by ensuring our reserve funds are funded to provide financial flexibility.

The United States is presently amid a national inflation surge for all goods, services, and products. Everyday expenses are costing in excess of what was previously budgeted for and are forcing the District to try and budget accordingly. With this in mind, the District needs to ensure that a cautious approach is taken in regard to spending as well as budgeting for very tumultuous and uncertain cost projections.

CONTACTING THE SCHOOL DISTRICT'S FINANCIAL MANAGEMENT

This financial report is designed to provide the District's citizens, taxpayers, customers, investors, and creditors with a general overview of the District's finances and to demonstrate the District's accountability for the money it receives. If you have questions about this report or need additional financial information, contact:

Naples Central Schools
Attn: Chad Hunt, School Business Administrator
136 North Main Street
Naples, New York 14512

NAPLES CENTRAL SCHOOL DISTRICT
Statement of Net Position
June 30, 2022

	Governmental Activities
Assets	
Cash and cash equivalents - unrestricted	\$ 6,246,752
Other receivables	651,267
State and federal aid receivables	581,216
Due from other governments	473,968
Inventory	16,229
Cash and cash equivalents - restricted	7,420,280
Net pension asset - proportionate share	6,707,649
Capital assets	
Capital assets - not depreciated	413,379
Capital assets - net	33,604,082
Intangible right-to-use assets - net of amortization	526,588
Total assets	<u>56,641,410</u>
Deferred Outflows of Resources	
Deferred outflows of resources - pensions	4,486,762
Deferred outflows of resources - OPEB	2,947,206
Total deferred outflows of resources	<u>7,433,968</u>
Liabilities	
Accounts payable	154,596
Accrued liabilities	703,320
Accrued interest	7,516
HRA medical liability	337,266
Reserve for excess taxes	1,905
Due to teacher's and employee's retirement systems	735,405
Long-term liabilities	
Portion due or payable within one year:	
Capital lease obligation - current	4,335
Bonds payable	2,035,000
Compensated absences	71,765
Portion due or payable after one year:	
Capital lease obligation - net	6,870
Bonds payable	14,321,131
Compensated absences	3,456,345
Total OPEB liability	<u>23,559,334</u>
Total liabilities	<u>45,394,788</u>
Deferred Inflows of Resources	
Deferred revenues	42,439
Deferred inflows of resources - pensions	8,555,305
Deferred inflows of resources - OPEB	10,126,442
Total deferred inflows of resources	<u>18,724,186</u>
Net Position	
Net investment in capital assets	22,312,599
Restricted for	
Reserve for unemployment insurance	140,503
Reserve for ERS retirement contribution	1,408,021
Reserve for TRS retirement contribution	498,261
Reserve for property loss and liability	107,285
Reserve for insurance	114,751
Reserve for tax certiorari	193,821
Reserve for employee benefit accrued liability	1,163,534
Reserve for debt	302,481
Reserve for workers compensation	125,000
Reserve for capital - technology	500,000
Reserve for capital - acquisition of transportation vehicles	750,000
Reserve for capital - 2021	2,116,975
Unrestricted	<u>(29,776,827)</u>
Total net position	<u>\$ (43,596)</u>

The accompanying notes are an integral part of these financial statements.

NAPLES CENTRAL SCHOOL DISTRICT
Statement of Activities
For the Year Ended June 30, 2022

<u>Functions/Programs</u>	<u>Expenses</u>	<u>Program Revenues</u>		<u>Net (Expenses) Revenues and Changes in Net Position</u>
		<u>Charges for Services</u>	<u>Operating Grants and Contributions</u>	<u>Governmental Activities</u>
Governmental activities:				
General support	\$ 2,730,462	\$ -	\$ -	\$ (2,730,462)
Instructional	14,893,698	16,298	1,872,644	(13,004,756)
Pupil transportation	1,277,606	-	-	(1,277,606)
Community services	1,371	-	-	(1,371)
School lunch program	424,036	44,937	485,652	106,553
Debt service - interest	<u>578,062</u>	-	-	<u>(578,062)</u>
Total governmental activities	<u>\$ 19,905,235</u>	<u>\$ 61,235</u>	<u>\$ 2,358,296</u>	<u>(17,485,704)</u>
General Revenues				
Real property taxes				12,259,719
Real property tax items				180,028
State sources				8,446,271
Use of money and property				20,004
Medicaid reimbursements				73,756
Sale of property and compensation for loss				(57,331)
Miscellaneous local sources				<u>394,071</u>
Total general revenues				<u>21,316,518</u>
Change in Net Position				3,830,814
Net Position - Beginning - as Originally Stated				(4,326,873)
Cumulative Effect of Change in Accounting Principle (Note 16)				<u>452,463</u>
Net Position - Beginning - as Restated				<u>(3,874,410)</u>
Net Position - Ending				<u>\$ (43,596)</u>

The accompanying notes are an integral part of these financial statements.

NAPLES CENTRAL SCHOOL DISTRICT
Balance Sheet
Governmental Funds
June 30, 2022

	<u>Special Revenue Funds</u>						Total Governmental Funds
	<u>General Fund</u>	<u>School Lunch Fund</u>	<u>Special Aid Fund</u>	<u>Miscellaneous Special Revenue Fund</u>	<u>Capital Projects Fund</u>	<u>Debt Service Fund</u>	
ASSETS							
Assets							
Cash and cash equivalents - unrestricted	\$ 1,295,664	\$ 236,955	\$ 227,273	\$ 350,974	\$ 4,135,886	\$ -	\$ 6,246,752
Other receivables	651,267	-	-	-	-	-	651,267
Due from other funds	822,177	15,457	39,083	-	9,727	352	886,796
State and federal aid receivables	227,652	88,399	265,165	-	-	-	581,216
Due from other governments	473,968	-	-	-	-	-	473,968
Inventory	-	16,229	-	-	-	-	16,229
Cash and cash equivalents - restricted	7,118,151	-	-	-	-	302,129	7,420,280
Total Assets	<u>\$ 10,588,879</u>	<u>\$ 357,040</u>	<u>\$ 531,521</u>	<u>\$ 350,974</u>	<u>\$ 4,145,613</u>	<u>\$ 302,481</u>	<u>\$ 16,276,508</u>
LIABILITIES, DEFERRED INFLOWS OF RESOURCES AND FUND BALANCES							
Liabilities							
Accounts payable	\$ 154,596	\$ -	\$ -	\$ -	\$ -	\$ -	\$ 154,596
Accrued liabilities	695,688	5,353	2,279	-	-	-	703,320
Compensated absences payable	71,765	-	-	-	-	-	71,765
Due to other funds	198,702	162,517	504,362	-	21,215	-	886,796
HRA medical liability	337,266	-	-	-	-	-	337,266
Reserve for excess taxes	1,905	-	-	-	-	-	1,905
Due to teacher's and employee's retirement system	735,405	-	-	-	-	-	735,405
Total liabilities	<u>2,195,327</u>	<u>167,870</u>	<u>506,641</u>	<u>-</u>	<u>21,215</u>	<u>-</u>	<u>2,891,053</u>
Deferred Inflows of Resources							
Unearned revenue	-	17,559	24,880	-	-	-	42,439
Fund Balances							
Nonspendable							
Inventory	-	16,229	-	-	-	-	16,229
Restricted							
Reserve for unemployment insurance	140,503	-	-	-	-	-	140,503
Reserve for ERS retirement contribution	1,408,021	-	-	-	-	-	1,408,021
Reserve for TRS retirement contribution	498,261	-	-	-	-	-	498,261
Reserve for property loss and liability	107,285	-	-	-	-	-	107,285
Reserve for insurance	114,751	-	-	-	-	-	114,751
Reserve for tax certiorari	193,821	-	-	-	-	-	193,821
Reserve for employee benefit accrued liability	1,163,534	-	-	-	-	-	1,163,534
Reserve for debt	-	-	-	-	-	302,481	302,481
Reserve for workers compensation	125,000	-	-	-	-	-	125,000
Reserve for capital - technology	500,000	-	-	-	-	-	500,000
Reserve for capital - acquisition of transportation vehicles	750,000	-	-	-	-	-	750,000
Reserve for capital - 2021	2,116,975	-	-	-	-	-	2,116,975
Assigned							
Reserve for encumbrances	125,842	-	-	-	-	-	125,842
Reserve for school lunch fund	-	155,382	-	-	-	-	155,382
Reserve for miscellaneous special revenue fund	-	-	-	350,974	-	-	350,974
Reserve for capital	-	-	-	-	4,124,398	-	4,124,398
Reserve for subsequent year	256,037	-	-	-	-	-	256,037
Unassigned	<u>893,522</u>	<u>-</u>	<u>-</u>	<u>-</u>	<u>-</u>	<u>-</u>	<u>893,522</u>
Total fund balances	<u>8,393,552</u>	<u>171,611</u>	<u>-</u>	<u>350,974</u>	<u>4,124,398</u>	<u>302,481</u>	<u>13,343,016</u>
Total Liabilities, Deferred Inflows of Resources and Fund Balances	<u>\$ 10,588,879</u>	<u>\$ 357,040</u>	<u>\$ 531,521</u>	<u>\$ 350,974</u>	<u>\$ 4,145,613</u>	<u>\$ 302,481</u>	<u>\$ 16,276,508</u>

The accompanying notes are an integral part of these financial statements.

NAPLES CENTRAL SCHOOL DISTRICT
Reconciliation of the Governmental Funds Balance Sheet to the Statement of Net Position
June 30, 2022

Total Governmental Fund Balances \$ 13,343,016

Amounts reported for governmental activities in the statement of net position are different because:

Capital assets and intangible right-to-use assets used in governmental activities are not financial resources and therefore are not reported in the funds. These assets consist of the following:

Capital assets - not depreciated	\$ <u>413,379</u>	
Total capital assets - not depreciated		413,379
Capital assets - net of depreciation		
Buildings and improvements	46,221,256	
Furniture and equipment	<u>3,028,099</u>	
Total depreciable assets	49,249,355	
Less, accumulated depreciation	<u>(15,645,273)</u>	
Total capital assets - net of depreciation		33,604,082
Intangible right-to-use assets - net of amortization		
Intangible right-to-use assets	885,763	
Less - accumulated amortization	<u>(359,175)</u>	
Total intangible right-to-use assets - net of amortization		526,588

Some assets, liabilities, deferred outflows and deferred inflows related to pension and OPEB liabilities are not reported in governmental funds. These consist of the following:

Total OPEB liability	(23,559,334)	
Net pension asset - teachers' retirement system	6,260,821	
Net pension asset - employees' retirement system	446,828	
Deferred outflows of resources - pensions	4,486,762	
Deferred inflows of resources - pensions	(8,555,305)	
Deferred outflows of resources - OPEB	2,947,206	
Deferred inflows of resources - OPEB	<u>(10,126,442)</u>	
Total pension and OPEB related items		(28,099,464)

Some liabilities that are not due and payable in the current period are not reported in the funds. These consist of the following:

Accrued interest	(7,516)	
Bonds payable - net	(16,356,131)	
Capital lease obligation - net	(11,205)	
Compensated absences - net	<u>(3,456,345)</u>	
		<u>(19,831,197)</u>

Net Position of Governmental Activities **\$ (43,596)**

The accompanying notes are an integral part of these financial statements.

NAPLES CENTRAL SCHOOL DISTRICT
Statement of Revenues, Expenditures and Changes in Fund Balances
Governmental Funds
For the Year Ended June 30, 2022

	<u>Special Revenue Funds</u>			<u>Miscellaneous Special Revenue Fund</u>	<u>Capital Projects Fund</u>	<u>Debt Service Fund</u>	<u>Total Governmental Funds</u>
	<u>General Fund</u>	<u>School Lunch Fund</u>	<u>Special Aid Fund</u>				
Revenues							
Real property taxes	\$ 12,259,719	\$ -	\$ -	\$ -	\$ -	\$ -	\$ 12,259,719
Real property tax items	180,028	-	-	-	-	-	180,028
Charges for services	16,298	-	-	-	-	-	16,298
Use of money and property	17,630	84	-	260	-	2,030	20,004
Sale of property and compensation for loss	9,829	-	-	-	-	-	9,829
Miscellaneous local sources	201,387	1,318	-	151,366	40,000	-	394,071
State sources	8,858,162	24,495	87,028	-	-	-	8,969,685
Federal sources	-	461,157	1,373,725	-	-	-	1,834,882
Medicaid reimbursements	73,756	-	-	-	-	-	73,756
Sales - school lunch	-	44,937	-	-	-	-	44,937
Total revenues	<u>21,616,809</u>	<u>531,991</u>	<u>1,460,753</u>	<u>151,626</u>	<u>40,000</u>	<u>2,030</u>	<u>23,803,209</u>
Other Financing Sources							
Interfund transfers	98,000	-	11,517	-	4,522,135	-	4,631,652
Proceeds of obligations	-	-	-	-	-	7,525,000	7,525,000
Premiums on obligations	-	-	-	-	-	733,237	733,237
Total revenues and other financing sources	<u>21,714,809</u>	<u>531,991</u>	<u>1,472,270</u>	<u>151,626</u>	<u>4,562,135</u>	<u>8,260,267</u>	<u>36,693,098</u>
Expenditures							
General support	2,412,192	-	-	-	-	127,122	2,539,314
Instructional	8,842,897	-	1,472,270	104,562	437,737	-	10,857,466
School lunch program	-	373,887	-	-	-	-	373,887
Pupil transportation	1,009,849	-	-	-	-	-	1,009,849
Community services	866	-	-	-	-	-	866
Employee benefits	4,323,579	47,307	-	-	-	-	4,370,886
Debt service - principal	2,115,472	-	-	-	-	-	2,115,472
Debt service - interest	487,493	-	-	-	-	-	487,493
Total expenditures	<u>19,192,348</u>	<u>421,194</u>	<u>1,472,270</u>	<u>104,562</u>	<u>437,737</u>	<u>127,122</u>	<u>21,755,233</u>
Other Financing Uses							
Interfund transfers	4,533,652	-	-	-	-	98,000	4,631,652
Payments to refunded bond escrow agent	-	-	-	-	-	8,131,115	8,131,115
Total expenditures and other financing uses	<u>23,726,000</u>	<u>421,194</u>	<u>1,472,270</u>	<u>104,562</u>	<u>437,737</u>	<u>8,356,237</u>	<u>34,518,000</u>
Change in Fund Balance	(2,011,191)	110,797	-	47,064	4,124,398	(95,970)	2,175,098
Fund Balances - Beginning	<u>10,404,743</u>	<u>60,814</u>	<u>-</u>	<u>303,910</u>	<u>-</u>	<u>398,451</u>	<u>11,167,918</u>
Fund Balances - Ending	<u>\$ 8,393,552</u>	<u>\$ 171,611</u>	<u>\$ -</u>	<u>\$ 350,974</u>	<u>\$ 4,124,398</u>	<u>\$ 302,481</u>	<u>\$ 13,343,016</u>

The accompanying notes are an integral part of these financial statements.

NAPLES CENTRAL SCHOOL DISTRICT
Reconciliation of the Statement of Revenues, Expenditures and Changes in Fund
Balances of Governmental Funds to the Statement of Activities
For the Year Ended June 30, 2022

Net Change in Fund Balances - Total Governmental Funds \$ 2,175,098

Amounts reported for governmental activities in the statement of activities are different because:

Governmental funds report capital outlays and leased equipment as expenditures. However, in the statement of activities, the costs of those assets are allocated over their estimated useful lives as depreciation and amortization expense. In the current period, these amounts are the following:

Capital outlay	\$ 738,318	
Depreciation expense	(1,418,187)	
Leased equipment	166,109	
Amortization expense	<u>(108,136)</u>	
Excess of depreciation and amortization over capital outlay and leased equipment		(621,896)

Repayment of long-term debt and capital leases are reported as an expenditure in governmental funds, but the repayment reduces long-term liabilities in the statement of net position. In the current period, these amounts are the following:

Bond repayments - principal	2,110,000	
Capital lease repayment	<u>5,472</u>	
Total repayment of long-term debt and capital leases		2,115,472

Some items reported in the statement of activities do not require the use of current financial resources and therefore are not reported as expenditures in governmental funds. In the current period, these amounts are the following:

Compensated absences		(122,870)
Total OPEB liability		4,413,414
Deferred inflows of resources - pensions		(6,329,461)
Deferred outflows of resources - pensions		(890,221)
Deferred outflows of resources - OPEB		(703,971)
Deferred inflows of resources - OPEB		(4,317,065)

Bond proceeds are reported as financing sources in governmental funds and thus contribute to the change in fund balance. In the government-wide statements, however, issuing debt increases long-term liabilities in the statement of net position and does not affect the statement of activities.

(7,525,000)

Payments to refunded bond escrow agent is reported as an other financing use in governmental funds, but the payment reduces long-term liabilities in the statement of net position.

8,020,000

Changes in the proportionate share of net pension asset/liability reported in the statement of activities do not provide for or require the use of current financial resources and therefore are not reported as revenues or expenditures in the governmental funds:

Teachers' retirement system		7,251,567
Employees' retirement system		452,488

Some items reported as expenditures in governmental funds are required to be deferred in the statements of net position. In the current period those amounts are:

Accrued contributions to TRS		634,471
Accrued contributions to ERS		58,639

Other differences

Accrued interest	10,989	
Disposition of assets	(66,635)	
Disposition of leased equipment	(525)	
Bond premium proceeds	(733,237)	
Amortization of bond premium	136,653	
Amortization of deferred refunding proceeds	<u>(127,096)</u>	
Total other differences		<u>(779,851)</u>

Change in Net Position of Governmental Activities **\$ 3,830,814**

The accompanying notes are an integral part of these financial statements.

NAPLES CENTRAL SCHOOL DISTRICT
Notes to Financial Statements

Note 1. Summary of Significant Accounting Policies

The financial statements of Naples Central School District, (the "District") have been prepared in conformity with accounting principles generally accepted in the United States of America as applied to government units (hereinafter referred to as generally accepted accounting principals ("GAAP")). The Government Accounting Standards Board ("GASB") is the accepted standard setting body for establishing government accounting and financial reporting principles. The following is a summary of significant accounting policies and reporting practices of the District.

A. Reporting Entity

The reporting entity of the District is based upon criteria set forth by GASB Statement No. 14, *Defining The Financial Reporting Entity*, and Statement No. 61, *The Financial Reporting Entity: Omnibus*. The financial reporting entity consists of the primary government, organizations for which the primary government is financially accountable and other organizations for which the nature and significance of their relationship with the primary government are such that exclusion would cause the reporting entity's financial statements to be misleading or incomplete.

The accompanying financial statements present the activities of the District and other organizational entities determined to be includable in the District's financial reporting entity. The District is not a component unit of another reporting entity. The decision to include a potential component unit in the District's reporting entity is based on several criteria including legal standing, fiscal dependency, and financial accountability. Based on the application of these criteria, the following is a brief description of certain entities included in the District's reporting entity.

1. Extra Classroom Activity Funds

The extra classroom activity funds of the District represent funds of the students of the District. The Board of Education exercises general oversight of these funds. The extra classroom activity funds are independent of the District with respect to its financial transactions and the designation of student management. Separate audited financial statements (cash basis) of the extra classroom activity funds can be found at the District's business office. The District accounts for assets held as an agent for various student organizations in a miscellaneous special revenue fund, in accordance with GASB Statement No. 84, *Fiduciary Activities*.

B. Joint Venture

The District is a component district in the Wayne County Finger Lakes Board of Cooperative Educational Services (BOCES). A BOCES is a voluntary, cooperative association of school districts in a geographic area that shares planning, services, and programs which provide educational and support activities. There is no authority or process by which a school district can terminate its status as a BOCES component.

BOCES are organized under §1950 of the New York State Education Law. A BOCES Board is considered a corporate body. Members of a BOCES Board are nominated and elected by their component member boards in accordance with provisions of §1950 of the New York State Education Law. All BOCES property is held by the BOCES Board as a corporation (§1950(6)). In addition, BOCES Boards also are considered municipal corporations to permit them to contract with other municipalities on a cooperative basis under §119-n(a) of the New York State General Municipal Law.

A BOCES budget is comprised of separate budgets for administrative, program and capital costs. Each component district's share of administrative and capital cost is determined by resident public school district enrollment, as defined in the New York State Education Law, §1950(4)(b)(7). In addition, component districts pay tuition or a service fee for programs in which its students participate.

NAPLES CENTRAL SCHOOL DISTRICT
Notes to Financial Statements

C. Basis of Presentation

1. District-Wide Statements

The statement of net position and the statement of activities present information about the financial activities of the overall government in its entirety, except those that are fiduciary. Eliminations have been made to minimize the double counting of internal transactions. Governmental activities generally are financed through taxes, state aid, intergovernmental revenues, and other exchange and non-exchange transactions. Operating grants include operating-specific and discretionary (either operating or capital) grants.

The statement of activities presents a comparison between direct expenses and program revenues for each function of the District's activities. Direct expenses are those that are specifically associated with and are clearly identifiable to a particular function. Program revenues include charges paid by the recipients for goods or services offered by the programs, and grants and contributions that are restricted to meeting the operational or capital requirements of a particular program. Revenues that are not classified as program revenues, including all taxes, are presented as general revenues. Indirect expenses, principally employee benefits, are allocated to functional areas in proportion to the payroll expense for those areas.

2. Fund Financial Statements

The fund statements provide information about the District's funds. Separate statements for each fund category are presented. The emphasis of fund financial statements is on major governmental funds, each displayed in a separate column. The District reports the following funds.

a. Major Governmental

- i. General Fund** - This is the District's primary operating fund. It accounts for all financial transactions that are not required to be accounted for in another fund. The general fund is always reported as a major fund.
- ii. School Lunch Fund** - This fund is a special revenue fund that accounts for transactions of the District's lunch, breakfast and milk programs.
- iii. Special Aid Fund** - This fund is a special revenue fund that accounts for the proceeds of specific revenue sources, such as federal and state grants, that are legally restricted to expenditures for specified purposes.
- iv. Miscellaneous Special Revenue Fund** - This fund is used to account for funds utilized for extraclassroom and scholarship activities at the District.
- v. Capital Projects Fund** - This fund is used to account for the financial resources used for acquisition, construction, or major repair of capital facilities.
- vi. Debt Service Fund** - This fund accounts for the accumulation of resources and the payment of principal and interest on long-term obligations for governmental activities.

NAPLES CENTRAL SCHOOL DISTRICT
Notes to Financial Statements

D. Measurement Focus and Basis of Accounting

1. Accrual

The District-wide financial statements are reported using the economic resources measurement focus and the accrual basis of accounting. Revenues are recorded when earned and expenses are recorded at the time liabilities are incurred, regardless of when the related cash transaction takes place. Nonexchange transactions, in which the District gives or receives value without directly receiving or giving equal value in exchange, include property taxes, grants and donations. On an accrual basis, revenue from property taxes is recognized in the fiscal year for which the taxes are levied or earned. Revenue from grants and donations is recognized in the fiscal year in which all eligibility requirements have been satisfied.

2. Modified Accrual

The governmental fund financial statements are reported using the current financial resources measurement focus and the modified accrual basis of accounting. Under this method, revenues are recognized when measurable and available. The District considers all revenues reported in the governmental funds to be available if the revenues are collected within 60 days after the end of the fiscal year.

Expenditures are recorded when the related fund liability is incurred, except for principal and interest on general long-term debt, claims and judgments, and compensated absences, which are recognized as expenditures to the extent they have matured. General capital asset acquisitions are reported as expenditures in governmental funds. Proceeds of general long-term debt and acquisitions under capital leases are reported as other financing sources.

3. Use of Estimates

The preparation of financial statements in conformity with accounting principles generally accepted in the United States of America requires management to make estimates and assumptions that affect the reported amount of assets and liabilities and disclosure of contingent assets and liabilities at the date of the financial statements and the reported revenues and expenses during the reporting period. Actual results could differ from those estimates. Estimates and assumptions are made in a variety of areas, including computation of encumbrances, compensated absences, potential contingent liabilities and useful lives of long-lived assets.

4. Cash and Investments

The District's cash and cash equivalents consist of cash on hand, demand deposits, and short-term investments with original maturities of three months or less from the date of acquisition. New York State law governs the District's investment policies. Resources must be deposited in FDIC-insured commercial banks or trust companies located within the State. Permissible investments include obligations of the United States Treasury, United States Agencies, repurchase agreements and obligations of New York State or its localities. Collateral is required for demand and time deposits and certificates of deposit not covered by FDIC insurance. Investments are stated at fair value.

5. Accounts Receivable

Accounts receivable are stated at net realizable value. No allowance for uncollectible accounts has been provided due to the fact that management believes that such allowance would not be material.

6. Due To/From Federal, State and Other Governments

The District reports amounts due from federal, state and other governments, which consisted of funds claimed but not received from various state, federal and other governmental agencies.

NAPLES CENTRAL SCHOOL DISTRICT
Notes to Financial Statements

7. Inventories and Prepaid Items

Inventories of food in the school lunch fund are recorded at cost on a first-in, first-out basis, or in the case of surplus food, at stated value which approximates market. Purchases of inventoriable items in other funds are recorded as expenditures at the time of purchase, and are considered immaterial in amount.

Prepaid items represent payments made by the District for which benefits extend beyond year-end. These payments to vendors reflect costs applicable to future accounting periods and are recorded as assets on the statement of net position or balance sheet using the consumption method. A current asset for the prepaid amounts is recorded at the time of purchase and an expense/expenditure is reported in the year the goods or services are consumed.

8. Due To/From Other Funds

The operations of the District include transactions between funds. These transactions may be temporary in nature, such as with interfund borrowings. The District typically loans resources between funds for the purpose of providing cash flow. These interfund receivables and payables are expected to be repaid within one year. Permanent transfers of funds include transfers to provide financing or other services.

9. Capital Assets

Capital assets purchased or acquired are reported at historical cost or estimated historical cost. Donated assets are reported at fair market value as of the date received. Additions, improvements and other capital outlays that significantly extend the useful life of an asset are capitalized. Other costs incurred for repairs and maintenance are expensed as incurred. Depreciation on all assets is provided on the straight-line basis over the following useful lives:

	<u>Capitalization Threshold</u>	<u>Estimated Useful Life</u>
Buildings and improvements	\$ 5,000	20-40 Years
Furniture and equipment	\$ 5,000	5-20 Years

10. Intangible Right-to-Use Assets

The District has recorded intangible right-to-use lease assets as a result of implementing GASB Statement No. 87, Leases. The intangible right-to-use assets are initially measured at an amount equal to the initial measurement of the related lease liability plus any lease payments made prior to the lease term, less lease incentives, and plus ancillary charges necessary to place the lease into service. The intangible right-to-use assets are amortized on a straight-line basis over the life of the related lease. The District capitalizes all lease agreements over a useful life between 5 and 10 years.

11. Capital Lease Obligations

Leases that meet certain criteria are classified as capital lease obligations and recorded at the lesser of the present value of minimum lease payments or the fair value of the leased property at inception. See Note 5.

12. Accrued Liabilities and Long-Term Obligations

Payables, accrued liabilities and long-term obligations are reported in the district-wide financial statements. In the governmental funds, payables and accrued liabilities are paid in a timely manner and in full from current financial resources. Claims and judgments, other postemployment benefits payable, and compensated absences that will be paid from governmental funds, are reported as a liability in the fund financial statements only to the extent that they are due for payment in the current year. Bonds and other long-term obligations that will be paid from governmental funds are recognized as a liability in the fund financial statements when due.

NAPLES CENTRAL SCHOOL DISTRICT
Notes to Financial Statements

Long-term obligations represent the District's future obligations or future economic outflows. The liabilities are reported as due within one year or due within more than one year in the statement of net position.

13. Accounting and Financial Reporting for Pensions

The District complies with GASB Statement No. 68, *Accounting and Financial Reporting for Pensions – Amendment to GASB Statement No. 27* and GASB Statement No. 71, *Pension Transition for Contributions Made Subsequent to the Measurement Date*. The primary objective of the Statements is to improve accounting and financial reporting by state and local governments for pensions. The implementation of the Statements requires the District to report as an asset and/or liability its portion of the collective pension asset and/or liability in the New York State Teachers' and Employees' Retirement Systems. The implementation of the Statements also requires the District to report a deferred outflow and/or inflow for the effect of the net change in the District's proportionate share of the collective net pension asset and/or liability and difference during the measurement period between the District's contributions and its proportionate share of total contributions to the pension systems not included in pension expense. Included as a deferred outflow is the District contributions to the pension systems subsequent to the measurement date. See Note 8.

14. Accounting and Financial Reporting for Post Employment Benefits

The District complies with the provisions of GASB Statement No. 75, *Accounting and Financial Reporting for Postemployment Benefits Other Than Pensions*. The primary objective of this Statement is to improve accounting and financial reporting by state and local governments for postemployment benefits other than pensions (other postemployment benefits or OPEB). See Note 9.

15. Vested Employee Benefits

The District employees are provided benefits as follows:

- a. **Vacation and Sick Leave** - The District employees are granted vacation in varying amounts, based primarily on length of service and service position. Some earned benefits may be forfeited if not taken within varying time periods. Sick leave eligibility and accumulation is specified in negotiated labor contracts, and in individual employment contracts. Upon retirement, resignation or death, employees may contractually receive a payment based on unused accumulated sick leave. In the governmental fund financial statements only the amount of matured liabilities is accrued within the general fund based upon expendable and available financial resources. These amounts are expensed on a pay-as-you go basis.
- b. **Compensated Absences** - Consistent with GASB Statement 16, *Accounting for Compensated Absences*, the liability has been calculated using the vesting/termination method and an accrual for that liability is included in the District-wide financial statements. The compensated absences liability is calculated based on the pay rates in effect at year end. In the fund statements, only the amount of matured liabilities is accrued within the general fund based upon expendable and available financial resources. These amounts are expensed on a pay-as-you go basis.
- c. **Retirement** - The District provides retirement benefits for substantially all its regular full-time teachers and employees, and its part-time teachers and employees who elect to participate, through contributions to the New York State Teachers' Retirement System (TRS), and New York State and Local Retirement System (ERS), respectively. The systems provide various plans and options, some of which require employee contributions. The retirement systems compute the cost of retirement benefits based on their respective fiscal years: TRS - July 1st to June 30th, and ERS - April 1st to March 31st.

NAPLES CENTRAL SCHOOL DISTRICT
Notes to Financial Statements

- d. **Post Employment Benefits** - In addition to providing pension benefits, the District provides health insurance coverage and survivor benefits for retired employees and their survivors in accordance with the provision of the employment contracts negotiated between the school district and its employee groups. Substantially all of the District's employees may become eligible for these benefits if they reach normal retirement age while working for the District. Health care benefits are provided through plans whose premiums are based on the benefits paid during the year. The cost of providing post-retirement benefits is shared between the District and the retired employee. The District recognizes the cost of providing health insurance by recording its share of insurance premiums as an expenditure or operating transfer to other funds in the general fund, in the year paid. See Note 9 for additional information.

16. Budgetary Procedures and Budgetary Accounting

The District administration prepares a proposed budget for approval by the Board of Education for the general fund. The voters of the District approved the proposed appropriation budget for the general fund on May 18, 2021.

Appropriations established by the adoption of the budget constitute a limitation on expenditures (and encumbrances) which may be incurred. Appropriations lapse at the end of the fiscal year unless expended or encumbered. Encumbrances will lapse if not expended in the subsequent year. Supplemental appropriations may occur subject to legal restrictions, if the Board approves them because of a need that exists which was not determined at the time the budget was adopted.

Budgets are adopted annually on a basis consistent with generally accepted accounting principles. Appropriations authorized for the year are increased by the amount of encumbrances carried forward from the prior year. The special revenue funds do not have legally authorized (appropriated) budgets.

17. Unearned and Unavailable Revenues

Unearned revenues arise when resources are received by the District before it has legal claim to them, as when grant monies are received prior to the incidence of qualifying expenditures. In subsequent periods, when the District has legal claim to the resources, the liability for deferred revenues is removed and revenues are recorded.

The governmental fund financial statements report unavailable revenues when potential revenues do not meet both the measurable and available criteria for recognition in the current period. In subsequent periods, when both recognition criteria are met, the deferred inflow of resources is removed and revenues are recorded.

18. Deferred Outflows and Inflows of Resources

In addition to assets, the statement of net position reports a separate section for deferred outflows of resources. This separate financial statement element represents a consumption of net position that applies to a future period and so will not be recognized as an outflow of resources (expense/expenditure) until then. The District reports deferred outflows of resources related to the pension plans and the OPEB plan in the district-wide statement of net position. The types of deferred outflows of resources related to the pension plans and the OPEB plan are described in Notes 8 and 9, respectively.

In addition to liabilities, the statement of net position reports a separate section for deferred inflows of resources. This separate financial statement element represents an acquisition of net position that applies to a future period(s) and will not be recognized as an inflow of resources (revenue) until that time. The District reports deferred inflows of resources related to cash received before the related revenue is earned and is reported as unearned revenue. The District reports deferred inflows of resources related to the pension plans and the OPEB plan which are further described in Notes 8 and 9, respectively.

NAPLES CENTRAL SCHOOL DISTRICT
Notes to Financial Statements

19. Restricted Resources

When an expense is incurred for purposes for which both restricted and unrestricted net position are available, the District's policy concerning which to apply first varies with the intended use, and with associated legal requirements, many of which are described elsewhere in these notes.

20. Net Position and Fund Balance - Reservations and Designations

a. District-wide statements

In the district-wide statements there are three classification of net position:

Net Investment in Capital Assets - This component of net position consists of net capital assets reduced by outstanding balances of any related debt obligations and deferred inflows of resources attributable to the acquisition, construction, or improvement of those assets and increased by balances of deferred outflows of resources related to those assets as well as unspent bond proceeds.

Restricted Net Position - This component of net position is considered restricted if their use is constrained to a particular purpose. Restrictions are imposed by external organizations such as federal or state laws. Restricted net position is reduced by liabilities and deferred inflows of resources related to the restricted assets.

Unrestricted Net Position - This component of net position consists of all other net position that does not meet the definition of the above two components and is available for general use by the District.

The District will fund outlays for a particular purpose for both restricted and unrestricted resources. In order to calculate the amounts to report as restricted and unrestricted net position in the district-wide financial statements, a flow assumption must be made about the order in which the resources are considered to be applied. When resources are available from multiple classifications, the District spends funds in the following order: restricted, unrestricted.

b. Fund statements

The District complies with GASB Statement No. 54, *Fund Balance Reporting and Governmental Fund Type Definitions*. This Statement improves the usefulness and clarity of fund balance categories to make the nature and extent of the constraints placed on a government's fund balance more transparent. The following classifications describe the relative strength of the spending constraints placed on the purposes for which resources can be used:

- **Nonspendable Fund Balance** - amounts that are not in spendable form (such as inventory and prepaids) or are required to be maintained intact.
- **Restricted Fund Balance** - amounts with constraints placed on the use of resources by creditors, grantors, contributors, or laws or regulations of other governments.
- **Committed Fund Balance** - amounts constrained to specific purposes by a government itself, using its highest level of decision making authority. To be reported as committed, amounts cannot be used for any other purpose unless the government takes the same highest level of action to remove or change the constraint. For the purposes of the District, the highest level of decision making authority resides with the Board of Education. The District has no committed fund balance.
- **Assigned Fund Balance** - amounts a government intends to use for a specific purpose. Intent can be expressed by the governing body or by an official or body to which the Board of Education delegates the authority.
- **Unassigned Fund Balance** - amounts that are available for any purpose.

NAPLES CENTRAL SCHOOL DISTRICT
Notes to Financial Statements

For the classification of governmental fund balances, the District considers an expenditure to be made from the budgetary appropriations first when more than one classification is available. The District establishes and modifies fund balance commitments by a passage of a resolution in meetings of the Board of Education. Assigned fund balance is established by the District through adoption or amendment of the budget as intended for specific purposes (such as the purchase of capital assets, construction, debt service or for other purposes). The District's Purchasing Agent is responsible for all the purchasing activities of the District and encumbrances at year end, which are considered assigned funds and therefore, the purchasing agent is designated as having the authority to assign amounts intended to be used for specific purposes. The Board of Education approves the adoption and amendment of the budget and has the authority of final review of all assignments of fund balance. When resources are available from multiple classifications, the District spends funds in the following order: restricted, committed, assigned, unassigned.

The District has implemented a policy in accordance with Real Property Tax Law §1318 which limits the amount of unexpended surplus funds a school district can retain to no more than 4% of next year's budgetary appropriations. Funds properly retained under other sections of law are excluded from the 4% limitation. Under GASB Statement No. 54 classifications, the 4% limitation is interpreted to be the total of committed, assigned, and unassigned classifications, minus the appropriated fund balance, amounts reserved for insurance recovery, amounts reserved for tax reduction and encumbrances included in committed and assigned fund balance.

The following is a summary of the District's fund balance classifications and categories within those classifications. Restricted and assigned fund balance categories are available to the District. Any capital gains or interest earned on restricted or assigned fund resources becomes part of the respective restricted or assigned fund balance category. While a separate bank account is not necessary for each restricted or assigned fund, a separate identity for each reserve fund must be maintained.

A. Nonspendable

1. Reserve for Inventory - Amounts classified as nonspendable for inventory related directly to the amounts reported in the balance sheet - governmental funds as inventory. These reserves are accounted for in the school lunch fund. The balance at June 30, 2022 is \$16,229.

B. Restricted

1. Unemployment Insurance Reserve - Unemployment Insurance Reserve (GML §6-m) is used to pay the cost of reimbursement to the State Unemployment Insurance Fund for payments made to claimants where the employer has elected to use the benefit reimbursement method. The reserve may be established by Board action and is funded by budgetary appropriations and such other funds as may be legally appropriated. Within sixty days after the end of any fiscal year, excess amounts may either be transferred to another reserve or the excess applied to the appropriations of the next succeeding fiscal year's budget. If the District elects to convert to tax (contribution) basis, excess resources in the fund over the sum sufficient to pay pending claims may be transferred to any other reserve fund. This reserve is accounted for in the general fund. The balance at June 30, 2022 is \$140,503.

2. Retirement Contribution Reserve - Retirement Contribution Reserve (GML §6-r) is used for the purpose of financing contributions to the New York State and Local Employee's Retirement System (ERS). The reserve must be accounted for separate and apart from all other funds, and a detailed report of the operation and condition of the reserve must be provided to the Board. This reserve is accounted for in the general fund. The balance at June 30, 2022 is \$1,408,021.

NAPLES CENTRAL SCHOOL DISTRICT
Notes to Financial Statements

a. Reserve for Teacher Retirement System - TRS reserve is used for the purpose of financing retirement contributions to the New York State Teacher's Retirement System. General Municipal Law (GML §6-r) permits school districts to finance retirement contributions to the TRS. The reserve must be accounted for separate and apart from all other funds, and a detailed report of the operation and condition of the reserve must be provided to the Board. The reserve is accounted for in the general fund as a subfund of the reserve for retirement contribution. The balance at June 30, 2022 is \$498,261.

3. Property Loss Reserve and Liability Reserve - Property Loss Reserve and Liability Reserve (Education Law §1709(8)(c)) are used to pay for property loss and liability claims incurred. Separate funds for property loss and liability claims are required, and these reserves may not in total exceed 3% of the annual budget or \$15,000, whichever is greater. This type of reserve fund may be utilized only by school districts, except city school districts with a population greater than 125,000. These reserves are accounted for in the general fund. The balance at June 30, 2022 is \$107,285.

4. Insurance Reserve - Insurance Reserve is used to pay liability, casualty and other types of losses, except losses incurred for which the following types of insurance may be purchased: life, accident, health, annuities, fidelity and surety, credit, title residual value and mortgage guarantee. In addition, this reserve may not be used for any purpose for which a special reserve may be established pursuant to law (for example, for unemployment compensation insurance). The reserve may be established by Board action, and funded by budgetary appropriations, or such other funds as may be legally appropriated. There is no limit on the amount that may be accumulated in the Insurance Reserve; however, the annual contribution to this reserve may not exceed the greater of \$33,000 or 5% of the budget. Settled or compromised claims up to \$25,000 may be paid from the reserve without judicial approval. This reserve is accounted for in the general fund. The balance at June 30, 2022 is \$114,751.

5. Tax Certiorari Reserve - Tax Certiorari Reserve (Education Law §3651.1-a) is used to establish a reserve fund for tax certiorari and to expend from the fund without voter approval. The monies held in the reserve shall not exceed the amount which might reasonably be deemed necessary to meet anticipated judgments and claims arising out of tax certiorari proceedings. Any resources deposited to the reserve which are not expended for tax certiorari proceedings in the year such monies are deposited must be returned to the general fund on or before the first day of the fourth fiscal year after deposit of these monies. The reserve is accounted for in the general fund. The balance at June 30, 2022 is \$193,821.

5. Employee Benefit Accrued Liability Reserve - Employee Benefit Accrued Liability Reserve (GML §6-p) is used to reserve funds for the payment of accrued employee benefits due to an employee upon termination of the employee's service. This reserve may be established by a majority vote of the Board, and is funded by budgetary appropriations and such other reserves and funds that may be legally appropriated. The reserve is accounted for in the general fund. The balance at June 30, 2022 is \$1,163,534.

6. Debt Reserve - Mandatory Reserve for Debt Service (GML §6-l) is used to establish a reserve for the purpose of retiring the outstanding obligations upon the sale of District property or capital improvement that was financed by obligations which remain outstanding at the time of sale. The funding of the reserve is from the proceeds of the sale of District property or capital improvement. The reserve is accounted for in the debt service fund. The balance at June 30, 2022 is \$302,481.

NAPLES CENTRAL SCHOOL DISTRICT
Notes to Financial Statements

7. Workers' Compensation Reserve - Workers' Compensation Reserve (GML §6-j) is used to pay for compensation benefits and other expenses authorized by Article 2 of the Workers' Compensation Law, and for payment of expenses of administering this self-insurance program. The reserve may be established by Board action, and is funded by budgetary appropriations and such other funds as may be legally appropriated. Within sixty days after the end of any fiscal year, excess amounts may either be transferred to another reserve or the excess applied to the appropriations of the next succeeding fiscal year's budget. The reserve is accounted for in the general fund. The balance at June 30, 2022 is \$125,000.

8. Capital Reserve - Capital Reserve (Education Law §3651) is used to pay the cost of any object or purpose for which bonds may be issued. The creation of a capital reserve fund requires authorization by a majority of the voters establishing the purpose of the reserve; the ultimate amount, its probable term and the source of the funds. Expenditure may be made from the reserve only for a specific purpose further authorized by the voters. The form for the required legal notice for the vote on establishing and funding the reserve and the form of the proposition to be placed on the ballot are set forth in §3651 of the Education Law. These reserves are accounted for in the general fund. The balance at June 30, 2022 in the capital - technology is \$500,000, capital - acquisition of transportation vehicles is \$750,000 and capital - 2021 is \$2,116,975.

C. Assigned

1. Reserve for Encumbrances - Reserve for encumbrances represents the amount of outstanding encumbrances at the end of the fiscal year. Encumbrance accounting, under which purchase orders, contracts or other commitments for the expenditures of monies are recorded for budgetary control purposes to reserve that portion of the applicable appropriations, is employed in the general, District-wide capital improvement project and non-major funds. Encumbrances are reported as reservations of fund balance since they do not constitute expenditures or liabilities. Expenditures for such commitments are recorded in the period in which the liability is incurred. The balance at June 30, 2022 is \$125,842.

2. Reserve for School Lunch Fund - Reserve for school lunch fund represents the remaining assigned portion of fund balance in the school lunch fund. The reserve is accounted for in the school lunch fund. The balance at June 30, 2022 is \$155,382.

3. Reserve for Miscellaneous Special Revenue Fund - Reserve for miscellaneous special revenue fund represents the remaining assigned portion of fund balance in the miscellaneous special revenue fund. The reserve is accounted for in the miscellaneous special revenue fund. The balance at June 30, 2022 is \$350,974.

4. Reserve for Capital - Reserve for capital projects represents the remaining assigned portion of fund balance in the capital projects fund. The reserve is accounted for in the capital projects fund. The balance at June 30, 2022 is \$4,124,398.

5. Reserve for Subsequent Year - Reserve for subsequent year represents the estimated fund balance that is appropriated into the adopted budget. The balance at June 30, 2022 is \$256,037.

E. Property Taxes

Real property taxes are levied annually by the Board of Education no later than September 1, and became a lien on August 4, 2021. Taxes are collected during the period September 1 through November 3, 2021. Uncollected real property taxes are subsequently enforced by the Counties of Livingston, Ontario, Steuben and Yates. The Counties pay an amount representing uncollected real property taxes transmitted to the Counties for enforcement to the District no later than the following April 1st.

NAPLES CENTRAL SCHOOL DISTRICT
Notes to Financial Statements

Note 2. Cash and Investments

The District's investment policies are governed by State statutes. In addition, the District has its own written investment policy. The District monies must be deposited in FDIC-insured commercial banks or trust companies located within the State. The District Treasurer is authorized to use demand accounts and certificates of deposit. Permissible investments include obligations of the U.S. Treasury and U.S. Agencies, repurchase agreements, and obligations of New York State or its localities.

Collateral is required for time deposits and certificates of deposit not covered by federal deposit insurance. Obligations that may be pledged as collateral are obligations of the United States and its agencies and obligations of the State and its municipalities and school districts. Deposits and investments at year-end were entirely covered by Federal Deposit Insurance or by collateral held by the District's custodial bank in the District's name. These deposits consisted of:

	<u>Carrying Amount</u>	<u>Bank Balance</u>
Cash and cash equivalents	\$ <u>13,667,032</u>	\$ <u>13,863,753</u>
Collateralized amounts Covered by FDIC insurance		\$ 13,613,753 <u>250,000</u>
Total deposits		\$ <u>13,863,753</u>

Note 3. Participation in BOCES

During the year, the District was billed \$2,289,797 for BOCES administrative and program costs. The District's share of BOCES aid amounted to \$670,972. Financial statements for the Ontario, Seneca, Yates, Cayuga and Wayne County Finger Lakes BOCES are available from the BOCES administrative office at 131 Drumlin Court, Newark, New York 14513-1863.

NAPLES CENTRAL SCHOOL DISTRICT
Notes to Financial Statements

Note 4. Capital Assets

Capital asset balances and activity for the year ended June 30, 2022 were as follows:

	<u>Restated Beginning Balance</u>	<u>Additions</u>	<u>Reductions</u>	<u>Ending Balance</u>
Governmental Activities				
Capital Assets Not Depreciated				
Land	\$ 75,642	\$ -	\$ -	\$ 75,642
Construction in progress	<u>-</u>	<u>337,737</u>	<u>-</u>	<u>337,737</u>
Total capital assets not depreciated	<u>75,642</u>	<u>337,737</u>	<u>-</u>	<u>413,379</u>
Capital Assets Depreciated				
Buildings and improvements	46,121,256	100,000	-	46,221,256
Furniture and equipment	<u>3,070,419</u>	<u>300,581</u>	<u>(342,901)</u>	<u>3,028,099</u>
Total capital assets depreciated	<u>49,191,675</u>	<u>400,581</u>	<u>(342,901)</u>	<u>49,249,355</u>
Less - Accumulated Depreciation				
Buildings and improvements	12,762,041	1,119,987	-	13,882,028
Furniture and equipment	<u>1,741,311</u>	<u>298,200</u>	<u>(276,266)</u>	<u>1,763,245</u>
Total accumulated depreciation	<u>14,503,352</u>	<u>1,418,187</u>	<u>(276,266)</u>	<u>15,645,273</u>
Total capital assets depreciated - net	<u>34,688,323</u>	<u>(1,017,606)</u>	<u>(66,635)</u>	<u>33,604,082</u>
Intangible Right-to-Use Assets				
Leased equipment	726,423	166,109	(6,769)	885,763
Less - Accumulated Amortization				
Leased equipment	<u>257,283</u>	<u>108,136</u>	<u>(6,244)</u>	<u>359,175</u>
Total intangible right-to-use assets - net	<u>469,140</u>	<u>57,973</u>	<u>(525)</u>	<u>526,588</u>
Governmental Activities Capital Assets - Net	<u>\$35,233,105</u>	<u>\$ (621,896)</u>	<u>\$ (67,160)</u>	<u>\$ 34,544,049</u>

Depreciation and amortization expense was charged to functions/programs of the primary government as follows:

Governmental Activities	
Depreciation Expense	
General government support	\$ 10,483
Instruction	1,137,089
Pupil transportation	267,773
School lunch	<u>2,842</u>
Total depreciation expense	<u>\$ 1,418,187</u>
Amortization Expense	
General government support	<u>\$ 108,136</u>

NAPLES CENTRAL SCHOOL DISTRICT
Notes to Financial Statements

Note 5. Indebtedness

A. Capital Lease Obligation

The following is a description of capital lease obligations as of June 30, 2022:

<u>Purpose / Issue Date</u>	<u>Due Date</u>	<u>Interest Rate</u>	<u>Beginning Balance</u>	<u>Additions</u>	<u>Reductions</u>	<u>Ending Balance</u>
Copier / 3/17	3/31/2022	2.39%	\$ 595	\$ -	\$ 595	\$ -
Copier / 12/17	12/31/2022	2.39%	1,936	-	1,283	653
Copier / 5/20	5/31/2025	0.79%	4,822	-	1,217	3,605
Postage Meter / 11/18	11/30/2023	3.23%	9,324	-	2,377	6,947
Totals			<u>\$ 16,677</u>	<u>\$ -</u>	<u>\$ 5,472</u>	<u>\$ 11,205</u>

Annual minimum lease payments are as follows:

2023	\$ 4,558
2024	3,901
2025	3,138
Total	<u>11,597</u>
Less: interest	<u>(392)</u>
Total	<u>\$ 11,205</u>

Equipment held under the capital leases is as follows at June 30, 2022:

Leased equipment	\$ 28,842
Less - accumulated amortization	<u>(18,681)</u>
Total equipment held under capital lease - net	<u>\$ 10,161</u>

Amortization of machinery and equipment held under capital leases is included in depreciation expense.

B. Long-Term Debt

Serial Bonds/Statutory Installment Bonds

The District borrows money in order to acquire land, high cost equipment, construct buildings and perform improvements. This enables the cost of these capital assets to be borne by the present and future taxpayers receiving the benefit of the capital assets. These long-term liabilities, which are full faith and credit debt of the District, are recorded in the District-wide financial statements (statement of net position).

The District had the following serial bonds outstanding as of June 30, 2022:

<u>Purpose</u>	<u>Due Date</u>	<u>Interest Rate</u>	<u>Beginning Balance</u>	<u>Additions</u>	<u>Reductions</u>	<u>Ending Balance</u>
Serial Bonds, Series 2014	06/2029	2.00-3.00%	\$ 9,060,000	\$ -	\$ 9,060,000	\$ -
Serial Bonds, Series 2020	06/2050	3.05%	4,690,000	-	205,000	4,485,000
Refunding Bonds, Series 2021	06/2029	1.00-4.00%	3,935,000	-	845,000	3,090,000
Refunding Bonds, Series 2022	06/2029	2.00-4.00%	-	7,525,000	20,000	7,505,000
Plus, premiums on serial bond			679,547	733,237	136,653	1,276,131
Total bonds			<u>\$ 18,364,547</u>	<u>\$ 8,258,237</u>	<u>\$ 10,266,653</u>	<u>\$ 16,356,131</u>

NAPLES CENTRAL SCHOOL DISTRICT
Notes to Financial Statements

During the 2021-2022 fiscal year, the District issued \$7,525,000 in general obligation refunding notes with an interest rate between 2.00% and 4.00% to currently refund \$8,020,000 of an outstanding series 2014 serial bond with an interest rate between 2.00% and 3.00%. The difference between the cash flows required to service the old debt and the cash flows required to service the new debt and complete the refunding totaled approximately \$247,000. An economic gain (difference between the present value of the old debt and the new debt service payments) of approximately \$557,000 resulted from refunding.

The original issue premiums on bonds have been deferred and recorded as a liability on the district-wide financial statements. The premiums are being amortized using the effective interest rate method over the remaining time to maturity of the bonds. The current year amortization is recorded as a reduction to interest expense on the statement of activities.

Upon default of the payment of principal or interest on the serial bonds of the District, the bondholders have the right to litigate and the New York State Comptroller is required under the conditions and to the extent prescribed by Section 99-b of the New York State Finance Law, to withhold state aid and assistance to the District, and to apply the amount so withheld to the payment of defaulted principal and interest with respect to the serial bonds. The above serial bonds are direct obligations of the District for which its full faith and credit are pledged and are payable from taxes levied on all taxable real property within the District.

Interest Expense

Interest on long-term debt for the year amounted to:

Interest paid	\$ 487,493
Less: interest accrued in the prior year	(18,505)
Less: amortization of premium on serial bond	(136,653)
Add: interest payment to bond escrow agent	111,115
Add: interest accrued in the current year	7,516
Less: addition of deferred refunding proceeds	<u>127,096</u>
Total interest expense	<u>\$ 578,062</u>

C. Changes in Long-Term Obligations

The changes in the District's long-term obligations during the year ended June 30, 2022 are summarized as follows:

	<u>Restated Beginning Balance</u>	<u>Additions</u>	<u>Reductions</u>	<u>Ending Balance</u>	<u>Amounts Due Within One Year</u>
Bonds payable	\$ 17,685,000	\$ 7,525,000	\$ 10,130,000	\$ 15,080,000	\$ 2,035,000
Bond premiums	679,547	733,237	136,653	1,276,131	-
Compensated absences	3,333,475	194,635	-	3,528,110	71,765
Total OPEB liability	27,972,748	-	4,413,414	23,559,334	-
Capital lease obligation	16,677	-	5,472	11,205	4,335
Net pension liability - ERS	5,660	-	5,660	-	-
Net pension liability - TRS	990,746	-	990,746	-	-
Total	<u>\$ 50,683,853</u>	<u>\$ 8,452,872</u>	<u>\$ 15,681,945</u>	<u>\$ 43,454,780</u>	<u>\$ 2,111,100</u>

NAPLES CENTRAL SCHOOL DISTRICT
Notes to Financial Statements

D. Maturity

The following is the amortization schedule for the long-term liability resulting from bonds:

	<u>Principal</u>	<u>Interest</u>	<u>Balance</u>
2023	\$ 2,035,000	\$ 554,900	\$ 13,045,000
2024	1,960,000	480,850	11,085,000
2025	1,525,000	422,150	9,560,000
2026	1,580,000	368,950	7,980,000
2027	1,630,000	310,300	6,350,000
2028 - 2032	3,495,000	773,800	2,855,000
2033 - 2037	880,000	424,100	1,975,000
2038 - 2042	815,000	245,750	1,160,000
2043 - 2047	725,000	130,050	435,000
2048 - 2051	435,000	26,250	-
Total	<u>\$ 15,080,000</u>	<u>\$ 3,737,100</u>	

Note 6. Interfund Balances and Activity

Interfund receivables and payables at June 30, 2022 are as follows:

	<u>Interfund Receivable</u>	<u>Interfund Payable</u>
General fund	\$ 822,177	\$ 198,702
School lunch fund	15,457	162,517
Special aid fund	39,083	504,362
Capital projects fund	9,727	21,215
Debt service fund	352	-
Total	<u>\$ 886,796</u>	<u>\$ 886,796</u>

Interfund receivables and payables are eliminated on the statement of net position. The District typically loans resources between funds for the purpose of mitigating the effects of transient cash flow issues. All interfund payables are expected to be repaid within one year.

Note 7. Interfund Transfers

Interfund transfers for the year ending June 30, 2022 consisted of the following:

	<u>Transfers In</u>	<u>Transfers Out</u>
General fund	\$ 98,000	\$ 4,533,652
Special aid fund	11,517	-
Capital projects fund	4,522,135	-
Debt service fund	-	98,000
Total	<u>\$ 4,631,652</u>	<u>\$ 4,631,652</u>

Transfers are used to (1) move revenues from the fund that statute or budget requires to collect them to the fund that statute or budget requires to expend them, (2) move receipts restricted to debt service from the funds collecting the receipts to the debt service fund as debt service payments become due, and (3) move residual cash from closed projects to debt service to be used for debt payments at a later date.

NAPLES CENTRAL SCHOOL DISTRICT
Notes to Financial Statements

Note 8. Pension Plans

A. General Information

The District participates in the New York State and Local Employees' Retirement System (NYSERS) and the New York State Teachers' Retirement System (NYSTRS). These are cost-sharing multiple employer public employee retirement systems. The Systems offer a wide range of plans and benefits, which are related to years of service and final average salary, vesting of retirement benefits, death, and disability.

B. Plan Descriptions

Teachers' Retirement System (TRS)

The District participates in the New York State Teachers' Retirement System (TRS). This is a cost-sharing multiple-employer retirement system. The System provides retirement benefits, as well as, death and disability benefits to plan members and beneficiaries as authorized by the Education Law and the Retirement and Social Security Law of the State of New York. The System is governed by a 10-member Board of Trustees. System benefits are established under New York State Law. Membership is mandatory and automatic for all full-time teachers, teaching assistants, guidance counselors and administrators employed in New York Public Schools and BOCES who elected to participate in TRS. Once a public employer elects to participate in the System, the election is irrevocable. The New York State Constitution provides that pension membership is a contractual relationship and plan benefits cannot be diminished or impaired. Benefits can be changed for future members only by enactment of a Statute. The New York State TRS issues a publicly available financial report that contains financial statements and required supplementary information for the System. The report and additional information may be obtained by writing to the New York State Teachers' Retirement System, 10 Corporate Woods Drive, Albany, NY 12211-2395 or by referring to the NYSTRS Comprehensive Annual Financial report which can be found on the System's website at www.nystrs.org.

Employees' Retirement System (ERS)

The District participates in the New York State and Local Employees' Retirement System (ERS). This is a cost-sharing multiple-employer retirement system. The System provides retirement benefits, as well as, death and disability benefits. The net position of the System is held in the New York State Common Retirement Fund (the Fund), which was established to hold all net assets and record changes in plan net position allocated to the System. The Comptroller of the State of New York serves as the trustee of the Fund and is the administrative head of the System. System benefits are established under the provisions of the New York State Retirement and Social Security Law (NYSRSSL). Once a public employer elects to participate in the System, the election is irrevocable. The New York State Constitution provides that pension membership is a contractual relationship and plan benefits cannot be diminished or impaired. Benefits can be changed for future members only by enactment of a State statute. The District also participates in the Public Employees' Group Life Insurance Plan (GLIP), which provides death benefits in the form of life insurance. The System is included in the State's financial report as a pension trust fund. That report, including information with regard to benefits provided, may be found at www.osc.state.ny.us/retire/publications/index.php or obtained by writing to the New York State and Local Retirement System, 110 State Street, Albany, NY 12244.

C. Funding Policies

The Systems are noncontributory for employees who joined prior to July 27, 1976. For employees who joined the Systems after July 27, 1976, and prior to January 1, 2010, employees contribute 3% to 3.5% of their salary. With the exception of ERS tier V and VI employees, employees in the system more than ten years are no longer required to contribute. In addition, employee contribution rates under ERS tier VI vary based on a sliding salary scale. For NYSERS, the Comptroller certifies the rates expressed as proportions of members' payroll annually, which are used in computing the contributions required to be made by employers to the pension accumulation fund. Pursuant to Article 11 of the Education Law, the New York State Teachers' Retirement Board establishes rates annually for NYSTRS.

The District contributions made to the Systems were equal to 100% of the contributions required for each year.

NAPLES CENTRAL SCHOOL DISTRICT
Notes to Financial Statements

The required contributions for the current year and two preceding years were:

	<u>ERS</u>	<u>TRS</u>	<u>Total</u>
2022	\$ 252,001	\$ 634,471	\$ 886,472
2021	\$ 240,078	\$ 584,405	\$ 824,483
2020	\$ 241,857	\$ 539,182	\$ 781,039

The total unpaid asset/liability for NYSERS and NYSTRS contributions was \$735,405.

Teachers' Retirement System (TRS)

The District recognized its proportion of the TRS net pension asset/liability, deferred outflows of resources, deferred inflows of resources, and pension expense as of June 30, 2022. The TRS total pension asset/liability was determined by actuarial valuations as of June 30, 2020 and rolled forward to the measurement date of June 30, 2021. The proportion allocation method utilized by TRS was the percentage of each employers fiscal year 2021 contribution to the total contributions to the plan.

The District's proportionate share of the pension asset of the TRS Plan represents 0.036129% of the total net pension asset/liability, which was a increase of 0.000275 from its proportion as of June 30, 2021. The District has recorded a net pension asset of \$6,260,821 as of June 30, 2022. The District has recorded its proportionate share of pension plan benefit of \$351,327 as of June 30, 2022.

Actuarial Assumptions

Significant actuarial assumptions used in the TRS valuation were as follows:

Rate of return on investments	6.95% compounded annually, net of pension investment expense, including inflation
Salary increases	Rates of increase differ based on age and gender and are projected between 1.95% - 5.18%
Inflation	2.40%
Decrement tables	Society of Actuaries Scale MP 2020 July 1, 2015 - June 30, 2020 System's Experience

Expected rate of return on investments

The long-term expected rate of return on pension plan investments was determined in accordance with Actuarial Standard of Practice (ASOP) No. 27, Selection of Economic Assumptions for Measuring Pension Obligations. ASOP No. 27 provides guidance on the selection of an appropriate assumed investment rate of return. Consideration was given to expected future real rates of return (expected returns, net of pension plan investment expense and inflation) for each major asset class as well as historical investment data and plan performance.

The long-term expected real rates of return are presented by asset allocation classification, which differs from the financial statement presentation. Best estimates of arithmetic real rates of return for each major asset class included in the System's target asset allocation as of the measurement date of June 30, 2021 are summarized in the following table:

NAPLES CENTRAL SCHOOL DISTRICT
Notes to Financial Statements

<u>Asset Type</u>	Long Term Expected Real Rate*	<u>Target Allocation</u>
Domestic equity	6.8 %	33.0 %
International equity	7.6	16.0
Real estate equity	6.5	11.0
Global equity	7.1	4.0
Private equity	10.0	8.0
Domestic fixed income	1.3	16.0
Global bonds	0.8	2.0
High-yield bonds	3.8	1.0
Real estate debt	3.3	7.0
Private debt	5.9	1.0
Cash equivalents	(0.2)	1.0
		<u>100.0 %</u>

* Real rates of return are net of a long-term inflation assumption of 2.4%.

Discount Rate

The discount rate used to measure the TRS total pension asset/liability as of June 30, 2022 was 6.95%. This was a decrease from the discount rate as of June 30, 2021 of 7.10%. The projection of cash flows used to determine the discount rate assumed that contributions from plan members will be made at the current contribution rates and that contributions from employers will be made at statutorily required rates, actuarially. Based on those assumptions, the plan's fiduciary net position was projected to be available to make all projected future benefit payments of current and non-active plan members. Therefore, the long-term expected rate of return on plan investments was applied to all periods of projected benefit payments to determine the total pension asset/liability.

Sensitivity of the proportionate share of the net pension asset/liability to changes in the discount rate assumption

The following presents the District's proportionate share of the net pension asset/liability of the TRS plan, calculated as of the measurement date of June 30, 2021 using the discount rate of 6.95%, per annum (the "current rate"). The table shows what the net pension asset/liability would be if it were calculated using a discount rate that is 1% point lower (5.95%), or 1% point higher (7.95%) than the current rate:

	1% Decrease (5.95%)	Current Discount (6.95%)	1% Increase (7.95%)
Naples Central School District's proportionate share of the TRS net pension asset (liability)	\$ 656,982	\$ 6,260,821	\$ 10,970,442

At June 30, 2022 the District reported deferred outflows of resources and deferred inflows of resources related to the TRS pension from the following sources:

	TRS	
	Deferred Outflows of Resources	Deferred Inflows of Resources
Differences between expected and actual experience	\$ 862,988	\$ 32,528
Changes in assumptions	2,059,315	364,674
Net difference between projected and actual investment earnings on pension plan investments	-	6,552,597
Changes in proportion and differences between employer contributions and proportionate share of contributions	62,643	61,882
Employer contributions subsequent to the measurement date	<u>634,471</u>	-
Total	<u>\$ 3,619,417</u>	<u>\$ 7,011,681</u>

NAPLES CENTRAL SCHOOL DISTRICT
Notes to Financial Statements

The components of deferred outflows of resources and deferred inflows of resources, other than the difference between the projected and actual earnings on plan investments, are amortized into pension expense over a 5 year closed period, which reflects the weighted average remaining service life of all plan members, beginning the year in which the deferred amount occurs. The annual difference of the projected and actual earnings on plan investments is amortized over a five-year closed period beginning the year in which the difference occurs. The cumulative amounts of deferred outflows of resources and deferred inflows of resources reported will be recognized in pension expense as follows:

For the fiscal year ended:	<u>TRS</u>
2023	\$ (800,592)
2024	(949,505)
2025	(1,190,645)
2026	(1,585,763)
2027	292,595
Thereafter	<u>207,175</u>
Total	<u>\$ (4,026,735)</u>

Pension Plan Fiduciary Net Position

The components of the current year net pension asset/liability of the employers as of June 30, 2021 were as follows:

	<u>TRS</u>
Valuation date	6/30/2021
Employers' total pension liability	\$ (130,819,415,417)
Plan net position	<u>148,148,457,363</u>
Employers' net pension asset (liability)	<u>\$ 17,329,041,946</u>
Ratio of plan net position to the employers' total pension asset/liability	113.20 %

Employees' Retirement System (ERS)

The District recognized its proportion of the ERS net pension asset/liability, deferred outflows of resources, and pension expense as of June 30, 2022. The ERS total pension asset/liability was determined by actuarial valuations as of April 1, 2021 and rolled forward to the measurement date of March 31, 2022. The proportion allocation method utilized by ERS was the percentage of each employers fiscal year 2021 contribution to the total contributions to the plan.

The District's proportionate share of the pension asset/liability of the ERS Plan represents 0.0054661% of the total net pension asset/liability, which was a decrease of 0.0002177 from its proportion of the net pension liability as of June 30, 2021. The District has recorded a net pension asset of \$446,828 as of June 30, 2022. The District has recorded its proportionate share of pension plan expenses of \$42,110 as of June 30, 2022.

Actuarial Assumptions

Significant actuarial assumptions used in the April 1, 2021 ERS valuation were as follows:

Rate of return on investments	5.9% compounded annually, net of investment expenses
Salary scale	4.4% average
Inflation	2.7%
Decrement table	Society of Actuaries Scale MP-2020 April 1, 2015 - March 31, 2020, System's Experience

NAPLES CENTRAL SCHOOL DISTRICT
Notes to Financial Statements

Expected rate of return on investments

The long-term expected rate of return on the ERS investments was determined using a building-block method in which best estimate ranges of expected future real rates of return (expected returns, net of investment expense and inflation) are developed for each major asset class. These ranges are combined to produce the long-term expected rate of return by weighting the expected future real rates of return by the target asset allocation percentage and by adding expected inflation. The target allocation and best estimates of arithmetic real rates of return for each major asset class included in the Plan's target asset allocation as of the April 1, 2021 actuarial valuation are summarized in the following table:

<u>Asset Type</u>	Long Term Expected Real Rate*	Target Allocation
Domestic equity	3.3 %	32.0 %
International equity	5.9	15.0
Private equity	6.5	10.0
Real estate	5.0	9.0
Opportunistic/ ARS portfolio	4.1	3.0
Credit	3.8	4.0
Real assets	5.8	3.0
Fixed Income	-	23.0
Cash	(1.0)	1.0
		<u>100.0 %</u>

* The real rate of return is net of the long-term inflation assumption of 2.50%.

Discount Rate

The discount rate used to measure the ERS total pension asset/liability as of June 30, 2022 was 5.9%. There was no change in the discount rate from June 30, 2021. The projection of cash flows used to determine the discount rate assumed that contributions from plan members will be made at the current contribution rates and that contributions from employers will be made at statutorily required rates, actuarially determined. Based upon those assumptions, the plan's fiduciary net position was projected to be available to make all projected future benefit payments of current plan members. Therefore, the long-term expected rate of return on plan investments was applied to all periods of projected benefit payments to determine the total pension asset/liability.

Sensitivity of the proportionate share of the net pension asset/liability to changes in the discount rate assumption

The following presents the District's proportionate share of the net pension asset/liability of the ERS plan, calculated as of the measurement date of March 31, 2022 using the discount rate of 5.9% per annum (the "current rate"). The table shows what the net pension asset/liability would be if it were calculated using a discount rate that is 1% point lower (4.9%), or 1% point higher (6.9%) than the current rate.

	1% Decrease (4.9%)	Current Discount (5.9%)	1% Increase (6.9%)
Naples Central School District's proportionate share of the ERS net pension asset (liability)	\$ (1,150,131)	\$ 446,828	\$ 1,782,608

NAPLES CENTRAL SCHOOL DISTRICT
Notes to Financial Statements

At June 30, 2022 the District reported deferred outflows of resources and deferred inflows of resources related to the ERS pension from the following sources:

	ERS	
	Deferred Outflows of Resources	Deferred Inflows of Resources
Differences between expected and actual experience	\$ 33,839	\$ 43,891
Changes in assumptions	745,706	12,583
Net difference between projected and actual investment earnings on pension plan investments	-	1,463,176
Changes in proportion and differences between employer contributions and proportionate share of contributions	29,161	23,974
Employer contributions subsequent to the measurement date	<u>58,639</u>	<u>-</u>
Total	<u>\$ 867,345</u>	<u>\$ 1,543,624</u>

The components of deferred outflows of resources and deferred inflows of resources, other than the difference between the projected and actual earnings on plan investments, are amortized into pension expense over a 5 year closed period, which reflects the weighted average remaining service life of all plan members, beginning the year in which the deferred amount occurs. The annual difference between the projected and actual earnings on plan investments is amortized over a five-year closed period beginning the year in which the difference occurs. The cumulative amounts of deferred outflows of resources and deferred inflows of resources reported will be recognized in pension expense as follows:

For the fiscal year ended:

	ERS
2023	\$ (107,059)
2024	(160,993)
2025	(384,023)
2026	(82,843)
2027	-
Thereafter	-
Total	<u>\$ (734,918)</u>

Pension Plan Fiduciary Net Position

The components of the current year net pension asset/liability of the employers as of March 31, 2022 were as follows:

	ERS
Valuation date	3/31/2022
Employers' total pension liability	\$ (223,874,888,000)
Plan net position	<u>232,049,473,000</u>
Employers' net pension asset (liability)	<u>\$ 8,174,585,000</u>
Ratio of plan net position to the employers' total pension asset/liability	103.65 %

Note 9. Post Employment Healthcare Plan

Plan Description and Benefits - The District administers a Post-retirement Healthcare Benefits Program (the "Plan") as a single-employer defined benefit plan. The District provides medical and dental benefits to retired employees and their eligible dependents. The benefits provided to employees upon retirement are based on provisions in various contracts that the District has in place with different classifications of employees.

NAPLES CENTRAL SCHOOL DISTRICT
Notes to Financial Statements

The District acquires health insurance through a consortium known as the Finger Lakes Area School Health Plan (FLASHP). Benefits provided by FLASHP are administered by Excellus BlueCross BlueShield and MVP. The FLASHP plan covers medical, dental, and pharmaceutical costs. Health Economies covers dental costs for eligible bargaining units. Specifics and limitations of the coverage offered to retirees is contained in the plan document. Many of the services in the FLASHP plan require co-payments at various levels depending on the nature of the service.

Employees Covered by Benefit Terms -

Participant Data	
Active	167
Retirees	94
Beneficiaries	2
Spouses of Retirees	<u>15</u>
Total	<u><u>278</u></u>

Total OPEB Liability - The District's total OPEB liability of \$23,559,334 was measured as of June 30, 2022 and was determined by an actuarial valuation as of July 1, 2020.

Actuarial Methods and Assumptions - The method used to calculate the costs of the Plan is known as the Entry Age Normal, Level Percent of Salary. The total OPEB liability in the July 1, 2020 actuarial valuation was determined using the following actuarial assumptions and other inputs, applied to all periods included in the measurement, unless otherwise specified:

Discount rate	3.54%
Salary increases including inflation	2.60%
Healthcare cost trend rate	5.30% - 4.10% over 55 years

The discount rate was based on the bond buyer general obligation 20-bond municipal index.

The following table shows the changes to the total OPEB liability:

Total OPEB liability as of July 1, 2021	\$ 27,972,748
Changes for the year:	
Service cost	1,562,911
Interest on total OPEB liability	631,863
Effect of assumptions changes or inputs	(6,039,694)
Benefit payments	<u>(568,494)</u>
Net changes	<u>(4,413,414)</u>
Total OPEB liability as of June 30, 2022	<u><u>\$ 23,559,334</u></u>

Sensitivity of the total OPEB liability to changes in the discount rate

The following presents the District's OPEB liability calculated using the discount rate of 3.54% per annum (the "current rate"), as well as what the District's OPEB liability would be if it were calculated using a discount rate that is 1% point lower or 1% point higher than the current rate:

	1% Decrease	Current	1% Increase
	(2.54%)	(3.54%)	(4.54%)
Total OPEB Liability	\$ 27,738,231	\$ 23,559,334	\$ 20,219,386

NAPLES CENTRAL SCHOOL DISTRICT
Notes to Financial Statements

Sensitivity of the total OPEB liability to changes in the Healthcare Cost Trend Rates

The following presents the District's OPEB liability calculated using the healthcare cost trend rate, as well as what the District's OPEB liability would be if it were calculated using a healthcare cost trend rate that is 1% point lower or 1% point higher than the current rate:

	<u>1% Decrease</u>	<u>Current Assumption</u>	<u>1% Increase</u>
Total OPEB Liability	\$ 19,380,677	\$ 23,559,334	\$ 29,038,708

OPEB Expense and Deferred Outflows of Resources and Deferred Inflows of Resources Related to OPEB

For the year ended June 30, 2022, the District recognized OPEB expense of \$1,176,116. At June 30, 2022, the District reported deferred outflows of resources and deferred inflows of resources related to OPEB from the following sources:

	<u>Deferred Outflows of Resources</u>	<u>Deferred Inflows of Resources</u>
Differences between actual and expected experience	\$ 21,141	\$ 1,581,366
Changes of assumptions or other inputs	<u>2,926,065</u>	<u>8,545,076</u>
Total	<u>\$ 2,947,206</u>	<u>\$10,126,442</u>

Amounts reported as deferred outflows of resources related to OPEB will be recognized in OPEB expense as follows:

For the fiscal year ended:	
2023	\$(1,018,658)
2024	(1,018,658)
2025	(1,019,384)
2026	(964,756)
2027	(1,277,332)
Thereafter	<u>(1,880,448)</u>
Total	<u>\$ (7,179,236)</u>

Note 10. Risk Management

A. General Information

The District is exposed to various risks of loss related to torts, theft, damage, injuries, errors and omissions, natural disasters, and other risks. These risks are covered by commercial insurance purchased from independent third parties. Settled claims from these risks have not exceeded commercial insurance coverage for the past two years.

B. Workers' Compensation

The District incurs costs related to the Wayne-Finger Lakes Area School Workers' Compensation Plan (Plan) sponsored by the Board of Cooperative Educational Services, of Ontario, Seneca, Yates, Cayuga and Wayne Counties and its component districts. The Plan's objectives are to furnish workers' compensation benefits to participating districts at a significant cost savings. Membership in the Plan may be offered to any component district of the Ontario, Seneca, Yates, Cayuga and Wayne Counties BOCES with the approval of the Board of Directors. Voluntary withdrawal from the Plan may be effective only once annually on the last day of the Plan year as may be established by the Board of Directors. Notice of the Intention to withdraw must be given in writing to the Chairman of the Board of Directors and the Treasurer not less than one year prior to the end of the Plan year.

Plan membership is currently comprised of thirteen districts. If a surplus of participants' assessments exist after the close of a Plan year, the Board may retain from such surplus an amount sufficient to establish and maintain a claim contingency fund. Surplus funds in excess of the amount transferred to or included in such contingency

NAPLES CENTRAL SCHOOL DISTRICT
Notes to Financial Statements

fund shall be applied in reduction of the next annual assessment or to the billing of Plan participants. All monies paid to the Treasurer by participants shall be commingled and administered as a common fund. No refunds shall be made to a participant and no assessments shall be charged to a participant other than the annual assessment. However, if it appears to the Board of Directors that the liabilities of the Plan will exceed its cash assets, after taking into account any "excess insurance", the Board shall determine the amount needed to meet such deficiency and shall assess such amounts against all participants pro-rata per enrollee.

The Plan purchases, on an annual basis, stop-loss insurance to limit its exposure for claims paid. The Plan establishes a liability for both reported and unreported insured events, which includes estimates of both future payments of losses and related claim adjustment expenses. However, because actual claims costs depend on complex factors, the process used in computing claims liabilities does not necessarily result in an exact amount. Such claims are based on the ultimate cost of claims (including future claim adjustment expenses) that have been reported but not settled, and claims that have been incurred but not reported. Adjustments to claims liabilities are charged or credited to expenses in the periods in which they are made. During the year ended June 30, 2022, the Naples Central School District incurred premiums or contribution expenditures totaling \$50,146.

The Plan is audited on an annual basis and the Plan's financial statements are available at the BOCES administrative offices.

C. Unemployment

District employees are entitled to coverage under the New York State Unemployment Insurance Law. The District has elected to discharge its liability to the New York State Unemployment Insurance Fund (the Fund) by the benefit reimbursement method, a dollar-for-dollar reimbursement to the Fund for benefits paid from the Fund to former employees. The District has established a self insurance fund to pay these claims. There were no claims and judgment expenditures of this program for the 2021-2022 fiscal year. The balance of the reserve at June 30, 2022 was \$140,503 and is recorded in the general fund as an unemployment insurance reserve. In addition, as of June 30, 2022, no loss contingencies existed or were considered probable or estimable for incurred but not reported claims payable.

Note 11. Contingencies and Commitments

Litigation - The District is subject to claims and lawsuits that arise in the ordinary course of business. In the opinion of management, these claims will not have a material adverse effect upon the financial position of the District.

Note 12. Federal and State Funded Programs

The District participates in a number of Federal and New York State grant and assistance programs. These programs are subject to financial and compliance audits by the grantors or their representatives. The amount, if any, of expenditures which may be disallowed by the granting agencies cannot be determined at this time, although the District expects such amounts, if any, to be immaterial.

Note 13. Tax Abatements

As of June 30, 2022, tax abatement programs include abatements on property taxes. All property tax abatements are performed through Payment In Lieu of Tax (PILOT) agreements made by various Towns. The PILOT agreement is made to support electricity generation. Total taxes abated by the towns for this category for the fiscal year ended June 30, 2022 is as follows:

Electricity generation	\$ 130,330
------------------------	------------

NAPLES CENTRAL SCHOOL DISTRICT
Notes to Financial Statements

Note 14. Future Implementations of GASB Pronouncements

The Governmental Accounting Standards Board has issued the following pronouncements which will be implemented in the years required. The effects of the implementation of these pronouncements are not known at this time.

Statement No. 91 - *Conduit Debt Obligations*. Effective for fiscal years beginning after December 15, 2021.

Statement No. 94 - *Public-Private and Public-Public Partnerships and Availability Payment Arrangements*. Effective for fiscal years beginning after June 15, 2022.

Statement No. 96 - *Subscription-Based Information Technology Arrangements*. Effective for fiscal years beginning after June 15, 2022.

Statement No. 99 - *Omnibus 2022*. Effective for various periods through fiscal years beginning after June 15, 2023.

Statement No. 100 - *Accounting Changes and Error Corrections - an amendment of GASB Statement No. 62*. Effective for fiscal years beginning after June 15, 2023.

Statement No. 101 - *Compensated Absences*. Effective for fiscal years beginning after December 15, 2023.

Note 15. Subsequent Events

Management has evaluated subsequent events through the date of the report, which is the date these financial statements were available to be issued.

Note 16. Restatement of Net Position

For the fiscal year ended June 30, 2022, the District implemented GASB Statement No. 87 - "Leases." The implementation resulted in an increase to beginning net position of \$452,463.

The District's net position at June 30, 2021 has been restated as follows:

Net position beginning of year - as previously stated	\$ (4,326,873)
GASB Statement No. 87 implementation	<u>452,463</u>
Net position beginning of year - as restated	\$ <u>(3,874,410)</u>

NAPLES CENTRAL SCHOOL DISTRICT
Budgetary Comparison Schedule
General Fund
For the Year Ended June 30, 2022

	<u>Original Budget</u>	<u>Final Budget</u>	<u>Actual</u>	Variance with Final Budget Favorable (Unfavorable)
Revenues				
Real property tax	\$ 12,259,719	\$ 12,259,719	\$ 12,259,719	\$ -
Real property tax items	156,257	156,257	180,028	23,771
Charges for service	24,000	24,000	16,298	(7,702)
Use of money and property	20,000	20,000	17,630	(2,370)
Sale of property and compensation for loss	-	-	9,829	9,829
Miscellaneous local sources	51,946	51,946	201,387	149,441
State sources	8,693,568	8,693,568	8,858,162	164,594
Medical reimbursements	<u>75,000</u>	<u>75,000</u>	<u>73,756</u>	<u>(1,244)</u>
Total revenues	21,280,490	21,280,490	21,616,809	336,319
Other Financing Sources				
Interfund transfers	98,000	98,000	98,000	-
Encumbrances carried forward from prior year	-	15,313	-	(15,313)
Appropriated fund balance - budget	<u>356,037</u>	<u>4,778,172</u>	<u>-</u>	<u>(4,778,172)</u>
Total revenues and other financing sources	<u>21,734,527</u>	<u>26,171,975</u>	<u>21,714,809</u>	<u>(4,457,166)</u>
Expenditures				
General support	2,420,195	2,635,023	2,412,192	222,831
Instruction	10,189,172	9,986,330	8,842,897	1,143,433
Pupil transportation	1,279,418	1,283,245	1,009,849	273,396
Community services	2,400	2,400	866	1,534
Employee benefits	5,034,342	5,033,842	4,323,579	710,263
Debt principal	2,090,000	2,110,000	2,115,472	(5,472)
Debt interest	<u>539,000</u>	<u>519,000</u>	<u>487,493</u>	<u>31,507</u>
Total expenditures	21,554,527	21,569,840	19,192,348	2,377,492
Other Financing Uses				
Interfund transfers	<u>180,000</u>	<u>4,602,135</u>	<u>4,533,652</u>	<u>68,483</u>
Total expenditures and other financing uses	<u>21,734,527</u>	<u>26,171,975</u>	<u>23,726,000</u>	<u>2,445,975</u>
Change in Fund Balance	\$ <u>-</u>	\$ <u>-</u>	(2,011,191)	\$ <u>(2,011,191)</u>
Fund Balances - Beginning			<u>10,404,743</u>	
Fund Balances - Ending			\$ <u>8,393,552</u>	

See accompanying notes to required supplementary information.

NAPLES CENTRAL SCHOOL DISTRICT
Schedule of Changes in the District's Total OPEB Liability and Related Ratios
For the Year Ended June 30, 2022

	Total OPEB Liability				
	<u>2022</u>	<u>2021</u>	<u>2020</u>	<u>2019</u>	<u>2018</u>
Service cost	\$ 1,562,911	\$ 1,900,656	\$ 1,219,225	\$ 1,342,470	\$ 1,062,468
Interest on total OPEB liability	631,863	718,103	885,723	790,545	745,989
Effect of plan changes	-	-	-	-	-
Effect of demographic gains or losses	-	(1,524,615)	-	(889,199)	57,586
Effect of assumptions changes or inputs	(6,039,694)	(3,427,529)	5,016,111	(1,497,290)	-
Benefit payments	<u>(568,494)</u>	<u>(570,055)</u>	<u>(658,391)</u>	<u>(679,078)</u>	<u>(642,884)</u>
Net changes in total OPEB liability	(4,413,414)	(2,903,440)	6,462,668	(932,552)	1,223,159
Total OPEB liability - beginning	<u>27,972,748</u>	<u>30,876,188</u>	<u>24,413,520</u>	<u>25,346,072</u>	<u>24,122,913</u>
Total OPEB liability - ending	<u>\$ 23,559,334</u>	<u>\$ 27,972,748</u>	<u>\$ 30,876,188</u>	<u>\$ 24,413,520</u>	<u>\$ 25,346,072</u>
Covered payroll	\$ 7,434,015	\$ 7,434,015	\$ 7,251,885	\$ 7,251,885	\$ 6,023,825
Total OPEB liability as a percentage of covered payroll	316.91 %	376.28 %	425.77 %	336.65 %	420.76 %

See accompanying notes to required supplementary information.

NAPLES CENTRAL SCHOOL DISTRICT
Schedule of District's Proportionate Share of the Net Pension Asset (Liability) - TRS
For the Year Ended June 30, 2022

	<u>2022</u>	<u>2021</u>	<u>2020</u>	<u>2019</u>	<u>2018</u>	<u>2017</u>	<u>2016</u>	<u>2015</u>	<u>2014</u>
The District's proportion of the net pension asset/liability	0.036129 %	0.035854 %	0.035576 %	0.035067 %	0.036629 %	0.035643 %	0.036590 %	0.036975 %	0.036975 %
The District's proportionate share of the net pension asset (liability)	\$6,260,821	\$ (990,746)	\$ 924,278	\$ 634,094	\$ 278,414	\$ (381,753)	\$3,800,575	\$4,118,819	\$4,118,819
The District's covered payroll	\$6,474,194	\$6,132,261	\$6,085,576	\$5,938,284	\$5,722,815	\$5,910,953	\$5,669,592	\$5,461,828	\$5,479,890
The District's proportionate share of the net pension asset (liability) as a percentage of covered payroll	96.70 %	(16.16)%	15.19 %	10.68 %	4.86 %	(6.46)%	67.03 %	75.41 %	75.16 %
Plan fiduciary net position as a percentage of the total pension asset/liability	113.20 %	97.80 %	102.20 %	101.53 %	100.66 %	99.01 %	110.46 %	114.48 %	100.70 %

Note: Information prior to the dates indicated reported in this schedule are unavailable.

See accompanying notes to required supplementary information.

NAPLES CENTRAL SCHOOL DISTRICT
Schedule of District's Proportionate Share of the Net Pension Asset (Liability) - ERS
For the Year Ended June 30, 2022

	<u>2022</u>	<u>2021</u>	<u>2020</u>	<u>2019</u>	<u>2018</u>	<u>2017</u>	<u>2016</u>	<u>2015</u>	<u>2014</u>
The District's proportion of the net pension asset/liability	0.0054661 %	0.0056838 %	0.0057404 %	0.0054624 %	0.0057886 %	0.0052860 %	0.0055740 %	0.0055740 %	0.0055740 %
The District's proportionate share of the net pension asset (liability)	\$ 446,828	\$ (5,660)	\$ (1,520,086)	\$ (387,030)	\$ (186,823)	\$ (473,158)	\$ (848,373)	\$ (188,318)	\$ (251,901)
The District's covered payroll	\$ 1,691,270	\$ 1,782,787	\$ 1,785,181	\$ 1,703,610	\$ 1,819,586	\$ 1,641,273	\$ 1,545,152	\$ 1,648,596	\$ 1,585,216
The District's proportionate share of the net pension asset (liability) as a percentage of covered payroll	26.42 %	(0.32)%	(85.15)%	(22.72)%	(10.27)%	(28.83)%	(54.91)%	(11.42)%	(15.89)%
Plan fiduciary net position as a percentage of the total pension asset/liability	103.65 %	99.95 %	86.39 %	96.27 %	98.24 %	94.70 %	90.70 %	97.90 %	97.20 %

Note: Information prior to the dates indicated reported in this schedule are unavailable.

See accompanying notes to required supplementary information.

NAPLES CENTRAL SCHOOL DISTRICT
Schedule of Employer's Contributions for TRS
For the Year Ended June 30, 2022

	<u>2022</u>	<u>2021</u>	<u>2020</u>	<u>2019</u>	<u>2018</u>	<u>2017</u>	<u>2016</u>	<u>2015</u>	<u>2014</u>	<u>2013</u>
Contractually required contribution	\$ 634,471	\$ 584,405	\$ 539,182	\$ 630,646	\$ 559,770	\$ 680,279	\$ 729,313	\$ 887,547	\$ 648,819	\$ 648,525
Contribution in relation to the contractually required contribution	<u>634,471</u>	<u>584,405</u>	<u>539,182</u>	<u>630,646</u>	<u>559,770</u>	<u>680,279</u>	<u>729,313</u>	<u>887,547</u>	<u>648,819</u>	<u>648,525</u>
Contribution deficiency (excess)	\$ <u>-</u>	\$ <u>-</u>	\$ <u>-</u>	\$ <u>-</u>	\$ <u>-</u>	\$ <u>-</u>	\$ <u>-</u>	\$ <u>-</u>	\$ <u>-</u>	\$ <u>-</u>
Covered payroll	<u>\$6,474,194</u>	<u>\$6,132,261</u>	<u>\$6,085,576</u>	<u>\$5,938,284</u>	<u>\$5,722,815</u>	<u>\$5,910,953</u>	<u>\$5,669,592</u>	<u>\$5,461,828</u>	<u>\$5,479,890</u>	<u>\$5,837,309</u>
Contribution as a percentage of covered payroll	10.35 %	9.53 %	8.86 %	10.62 %	9.78 %	11.51 %	12.86 %	16.25 %	11.84 %	11.11 %

See accompanying notes to required supplementary information.

NAPLES CENTRAL SCHOOL DISTRICT
Schedule of Employer's Contributions for ERS
For the Year Ended June 30, 2022

	<u>2022</u>	<u>2021</u>	<u>2020</u>	<u>2019</u>	<u>2018</u>	<u>2017</u>	<u>2016</u>	<u>2015</u>	<u>2014</u>	<u>2013</u>
Contractually required contribution	\$ 252,001	\$ 240,078	\$ 241,857	\$ 240,421	\$ 263,841	\$ 246,633	\$ 262,229	\$ 299,580	\$ 289,489	\$ 320,619
Contribution in relation to the contractually required contribution	<u>252,001</u>	<u>240,078</u>	<u>241,857</u>	<u>240,421</u>	<u>263,841</u>	<u>246,633</u>	<u>262,229</u>	<u>299,580</u>	<u>289,489</u>	<u>320,619</u>
Contribution deficiency (excess)	\$ <u>-</u>	\$ <u>-</u>	\$ <u>-</u>	\$ <u>-</u>	\$ <u>-</u>	\$ <u>-</u>	\$ <u>-</u>	\$ <u>-</u>	\$ <u>-</u>	\$ <u>-</u>
Covered payroll	<u>\$1,691,270</u>	<u>\$1,782,787</u>	<u>\$1,785,181</u>	<u>\$1,703,610</u>	<u>\$1,819,586</u>	<u>\$1,641,273</u>	<u>\$1,545,152</u>	<u>\$1,648,596</u>	<u>\$1,585,216</u>	<u>\$1,678,850</u>
Contribution as a percentage of covered payroll	14.90 %	13.47 %	13.55 %	14.11 %	14.50 %	15.03 %	16.97 %	18.17 %	18.26 %	19.10 %

See accompanying notes to required supplementary information.

NAPLES CENTRAL SCHOOL DISTRICT
Notes to Required Supplementary Information

Note 1. Budgetary Comparison Schedule and Budgetary Basis Reporting

An operating budget for the general fund is adopted prior to the beginning of each year on the modified accrual basis of accounting. The general fund is the only fund for which a budget is legally required by New York State Municipal Law and it must be approved by the Board of Education and the voters of the District. Budget amendments require approval by the Board of Education. The budgetary comparison schedule has been prepared on the legal level of budgetary control. Therefore, the District's budgetary comparison schedule presents expenditures by department, with separate identification of personnel object codes, where applicable. The District prepares and reports its budgetary information in accordance with accounting principles generally accepted in the United States of America.

Note 2. Schedule of Changes in the District's Total OPEB Liability and Related Ratios

The information presented in the required supplementary schedules was determined as part of the actuarial valuations at the dates indicated. Additional information for the other postemployment benefit obligation, latest actuarial valuation and actuarial assumptions and methods can be found in the notes to the financial statements.

The Schedule of Changes in the District's Total OPEB Liability and Related Ratios is presented to illustrate the requirements to show information for 10 years. However, until a full 10-year trend is compiled, the District will present information for those years for which information is available.

Note 3. Schedule of District's Proportionate Share of the Net Pension Asset (Liability) and Schedule of Employer's Contributions

The information presented in these required supplementary schedules was determined as part of the audit of the New York State and Local Employees' Retirement System Plan (NYSERS) and the New York State Teachers' Retirement System (NYSTRS). Additional information for the pension schedules can be found in the notes to the financial statements.

The Schedules of District's Proportionate Share of the Net Pension Asset (Liability) are presented to illustrate the requirements to show information for 10 years. However, until a full 10-year trend is compiled, the District will present information for those years for which information is available.

NAPLES CENTRAL SCHOOL DISTRICT
Schedule of Changes from Original Budget to Final Budget
General Fund
For the Year Ended June 30, 2022

Original budget	\$ 21,734,527
Add: Prior year's encumbrances	15,313
Add: Budget revisions	<u>4,422,135</u>
Final budget	<u>\$ 26,171,975</u>

NAPLES CENTRAL SCHOOL DISTRICT
Schedule of Real Property Tax Limit
General Fund
For the Year Ended June 30, 2022

SECTION 1318 OF REAL PROPERTY TAX LAW LIMIT CALCULATION

2022-23 voter-approved expenditure budget		\$ 22,338,047
Maximum allowed 4% of 2022-23's budget		893,522
General Fund Fund Balance Subject to Section 1318 of Real Property Tax Law*:		
Unrestricted fund balance:		
Committed fund balance	\$ -	
Assigned fund balance	381,879	
Unassigned fund balance	<u>893,522</u>	
Total unrestricted fund balance	<u>\$ 1,275,401</u>	
Less:		
Appropriated fund balance	\$ 256,037	
Encumbrances included in assigned fund balance	<u>125,842</u>	
Total adjustments	<u>\$ 381,879</u>	
General Fund Fund Balance Subject to Section 1318 of Real Property Tax Law		<u>\$ 893,522</u>
Actual percentage		4.00 %

*Per Office of the State Comptroller's "Fund Balance Reporting and Governmental Fund Type Definitions", Updated April 2011 (Originally Issued November 2010), the portion of General Fund fund balance subject to Section 1318 of the Real Property Tax Law is: unrestricted fund balance (i.e., the total of the committed, assigned, and unassigned classifications), minus appropriated fund balance, amounts reserved for insurance recovery, amounts reserved for tax reduction, and encumbrances included in committed and assigned fund balance.

NAPLES CENTRAL SCHOOL DISTRICT
Schedule of Project Expenditures
Capital Projects Fund
For the Year Ended June 30, 2022

PROJECT TITLE	<u>Expenditures</u>					<u>Methods of Financing</u>					
	<u>Original Budget</u>	<u>Amended Budget</u>	<u>Prior Years</u>	<u>Current Year</u>	<u>Total</u>	<u>Unexpended Balance</u>	<u>Obligations</u>	<u>State Aid</u>	<u>Interfund Transfers</u>	<u>Total</u>	<u>Fund Balance</u>
2017 Capital Project	\$ 7,725,000	\$ 10,075,000	\$ 10,075,000	\$ -	\$ 10,075,000	\$ -	\$ 4,820,000	\$ -	\$ 5,255,000	\$ 10,075,000	\$ -
Smart School Bond Project	378,100	378,100	271,069	-	271,069	107,031	-	271,069	-	271,069	-
Capital Outlay Project	100,000	100,000	100,000	-	100,000	-	-	-	100,000	100,000	-
Capital Outlay Project	100,000	100,000	-	100,000	100,000	-	-	-	100,000	100,000	-
Capital Outlay Project	<u>16,320,000</u>	<u>16,320,000</u>	-	<u>337,737</u>	<u>337,737</u>	<u>15,982,263</u>	-	-	<u>4,462,135</u>	<u>4,462,135</u>	<u>4,124,398</u>
Total	<u>\$ 24,623,100</u>	<u>\$ 26,973,100</u>	<u>\$ 10,446,069</u>	<u>\$ 437,737</u>	<u>\$ 10,883,806</u>	<u>\$ 16,089,294</u>	<u>\$ 4,820,000</u>	<u>\$ 271,069</u>	<u>\$ 9,917,135</u>	<u>\$ 15,008,204</u>	<u>\$ 4,124,398</u>

NAPLES CENTRAL SCHOOL DISTRICT
Net Investment in Capital Assets
June 30, 2022

Capital Assets - Net	\$ <u>34,544,049</u>
Add	
Unspent bond proceeds	<u>4,135,886</u>
Deduct	
Short-term portion of capital leases	4,335
Long-term portion of capital leases	6,870
Short-term portion of bonds payable	2,035,000
Long-term portion of bonds payable - net	<u>14,321,131</u>
Subtotal	<u>16,367,336</u>
Net Investment in Capital Assets	\$ <u>22,312,599</u>

NAPLES CENTRAL SCHOOL DISTRICT
Schedule of Expenditures of Federal Awards
For the Year Ended June 30, 2022

<u>Federal Grantor/Pass Through Grantor/ Program or Cluster Title</u>	<u>Assistance Listing Number</u>	<u>Pass Through Entity Identifying Number</u>	<u>Federal Expenditures</u>	<u>Expenditures to Subrecipients</u>
U.S. Department of Agriculture				
Pass through programs from				
New York State Department of Education				
Childhood Nutrition Cluster:				
School Breakfast Program	10.553	N/A	\$ 115,982	\$ -
National School Lunch Program	10.555	N/A	297,416	-
Summer Food Service Program for Children	10.559	N/A	29,778	-
Non-cash Assistance - Pass through programs from				
New York State Department of General Services				
National School Lunch - Commodities	10.555	N/A	<u>17,981</u>	<u>-</u>
Total Child Nutrition Cluster			<u>461,157</u>	<u>-</u>
Total U.S. Department of Agriculture			<u>461,157</u>	<u>-</u>
U.S. Department of Education				
Pass through program from				
New York State Department of Education				
Special Education Cluster				
Special Education Grants to States	84.027	0032-21-0670, 0032-22-0670	188,013	-
Special Education Preschool Grants	84.173	0033-21-0670, 0033-22-0670	<u>4,737</u>	<u>-</u>
Total Special Education Cluster			<u>192,750</u>	<u>-</u>
Other pass through programs				
Education Stabilization Fund Under The Coronavirus Aid, Relief, and Economic Security Act				
COVID-19 - Elementary and Secondary School Emergency Relief Fund	84.425D	5890-22-2200	518,702	-
COVID-19 - American Rescue Plan - Elementary and Secondary School Emergency Relief (ARP ESSER)	84.425U	5890-22-2200	<u>416,294</u>	<u>-</u>
Total Education Stabilization Fund Under The Coronavirus Aid, Relief, and Economic Security Act			<u>934,996</u>	<u>-</u>
Title I - ESEA Basic Grant	84.010	0021-21-2200, 0021-22-2200	201,959	-
Title IIA - Improving Teacher Quality	84.367	0147-21-2200, 0147-22-2200	28,785	-
Title IV - Student Support and Academic Enrichment	84.424	0204-21-2200, 0204-22-2200	<u>15,235</u>	<u>-</u>
Total other pass through programs			<u>1,180,975</u>	<u>-</u>
Total U.S. Department of Education			<u>1,373,725</u>	<u>-</u>
Total Expenditures of Federal Awards			<u>\$ 1,834,882</u>	<u>\$ -</u>

See accompanying notes to schedule of expenditures of federal awards.

NAPLES CENTRAL SCHOOL DISTRICT
Notes to Schedule of Expenditures of Federal Awards

Note 1. Basis of Presentation

The accompanying schedule of expenditures of federal awards presents the activity of federal award programs administered by the District, which is described in Note 1 to the District's accompanying financial statements, using the modified accrual basis of accounting. Federal awards that are included in the schedule may be received directly from federal agencies, as well as federal awards that are passed through from other government agencies. The information in this schedule was prepared on the accrual basis of accounting and is presented in accordance with the requirements of *Title 2 U.S Code of Federal Regulations (CFR) Part 200, Uniform Administrative Requirements, Cost Principles, and Audit Requirements for Federal Awards*. Therefore, some amounts presented in this schedule may differ from amounts presented in, or used in the preparation of, the financial statements.

The basis of accounting varies by federal program consistent with the underlying regulations pertaining to each program.

The amounts reported as federal expenditures were obtained from the federal financial reports for the applicable program and periods. The amounts reported in these reports are prepared from records maintained for each program, which are reconciled with the District's financial reporting system.

Note 2. Subrecipients

No amounts were provided to subrecipients.

Note 3. Indirect Costs

Indirect costs may be included in the reported expenditures, to the extent that they are included in the federal financial reports used as the source for the data presented. The District has elected not to use the 10 percent de minimus indirect cost rate as allowed under the Uniform Guidance. Matching costs (the District's share of certain program costs) are not included in the reported expenditures.

Note 4. Non-Monetary Federal Program

The District is the recipient of a federal award program that does not result in cash receipts or disbursements termed a "non-monetary program". During the year ended June 30, 2022, the District received \$17,981 worth of commodities under the National School Lunch Program (Assistance Listing #10.555).

INDEPENDENT AUDITORS' REPORT ON INTERNAL CONTROL OVER FINANCIAL REPORTING AND ON COMPLIANCE AND OTHER MATTERS BASED ON AN AUDIT OF FINANCIAL STATEMENTS PERFORMED IN ACCORDANCE WITH GOVERNMENT AUDITING STANDARDS

To the Board of Education
Naples Central School District
Naples, New York

We have audited, in accordance with the auditing standards generally accepted in the United States of America and the standards applicable to financial audits contained in *Government Auditing Standards* issued by the Comptroller General of the United States, the financial statements of the governmental activities and each major fund of Naples Central School District as of and for the year ended June 30, 2022, and the related notes to the financial statements, which collectively comprise the Naples Central School District's basic financial statements and have issued our report thereon dated October 6, 2022.

Report on Internal Control over Financial Reporting

In planning and performing our audit of the financial statements, we considered Naples Central School District's internal control over financial reporting (internal control) as a basis for designing the audit procedures that are appropriate in the circumstances for the purpose of expressing our opinions on the financial statements, but not for the purpose of expressing an opinion on the effectiveness of Naples Central School District's internal control. Accordingly, we do not express an opinion on the effectiveness of Naples Central School District's internal control.

A *deficiency in internal control* exists when the design or operation of a control does not allow management or employees, in the normal course of performing their assigned functions, to prevent, or detect and correct, misstatements on a timely basis. A *material weakness* is a deficiency, or a combination of deficiencies, in internal control, such that there is a reasonable possibility that a material misstatement of the District's financial statements will not be prevented, or detected and corrected on a timely basis. A *significant deficiency* is a deficiency, or a combination of deficiencies, in internal control that is less severe than a material weakness, yet important enough to merit attention by those charged with governance.

Our consideration of the internal control was for the limited purpose described in the first paragraph of this section and was not designed to identify all deficiencies in internal control that might be material weaknesses or, significant deficiencies. Given these limitations, during our audit we did not identify any deficiencies in internal control that we consider to be material weaknesses. However, material weakness or significant deficiencies may exist that were not identified.

Report on Compliance and Other Matters

As part of obtaining reasonable assurance about whether Naples Central School District's financial statements are free of material misstatement, we performed tests of its compliance with certain provisions of laws, regulations, contracts, and grant agreements, noncompliance with which could have a direct and material effect on the financial statements. However, providing an opinion on compliance with those provisions was not an objective of our audit, and accordingly, we do not express such an opinion. The results of our tests disclosed no instances of noncompliance or other matters that is required to be reported under *Government Auditing Standards*.

Purpose of this Report

The purpose of this report is solely to describe the scope of our testing of internal control and compliance and the results of that testing, and not to provide an opinion on the effectiveness of the District's internal control or on compliance. This report is an integral part of an audit performed in accordance with *Governmental Auditing Standards* in considering the District's internal control and compliance. Accordingly, this communication is not suitable for any other purpose.

EFPR Group, CPAs, PLLC

EFPR Group, CPAs, PLLC
Rochester, New York
October 6, 2022

INDEPENDENT AUDITORS' REPORT ON COMPLIANCE FOR THE MAJOR PROGRAM AND ON INTERNAL CONTROL OVER COMPLIANCE REQUIRED BY THE UNIFORM GUIDANCE

To the Board of Education
Naples Central School District
Naples, New York

Report on Compliance for the Major Federal Program

Opinion on the Major Federal Program

We have audited the Naples Central School District's compliance, with the types of compliance requirements identified as subject to audit in the *OMB Compliance Supplement* that could have a direct and material effect on Naples Central School District's major federal program for the year ended June 30, 2022. The Naples Central School District's major federal program is identified in the summary of auditor's results section of the accompanying schedule of findings and questioned costs.

In our opinion, the Naples Central School District complied, in all material respects, with the types of compliance requirements referred to above that could have a direct and material effect on the major federal program for the year ended June 30, 2022.

Basis for Opinion on the Major Federal Program

We conducted our audit of compliance in accordance with auditing standards generally accepted in the United States of America; the standards applicable to financial audits contained in *Government Auditing Standards*, issued by the Comptroller General of the United States; and the audit requirements of Title 2 U.S. *Code of Federal Regulations* Part 200, *Uniform Administrative Requirements, Cost Principles, and Audit Requirements for Federal Awards* (Uniform Guidance). Our responsibilities under those standards and the Uniform Guidance are further described in the Auditor's Responsibilities for the Audit of Compliance section of our report.

We are required to be independent of Naples Central School District, and to meet our other ethical responsibilities, in accordance with relevant ethical requirements relating to our audit. We believe that the audit evidence we have obtained is sufficient and appropriate to provide a basis for our opinion on compliance for the major federal program. Our audit does not provide a legal determination of Naples Central School District's compliance with the compliance requirements referred to above.

Responsibilities of Management for Compliance

Management is responsible for compliance with the requirements referred to above and for the design, implementation, and maintenance of effective internal control over compliance with the requirements of laws, statutes, regulations, rules, and provisions of contracts or grant agreements applicable to Naples Central School District's federal programs.

Auditors' Responsibilities for the Audit of Compliance

Our objectives are to obtain reasonable assurance about whether material noncompliance with the compliance requirements referred to above occurred, whether due to fraud or error, and express an opinion on Naples Central School District's compliance based on our audit. Reasonable assurance is a high level of assurance but is not absolute assurance and therefore is not a guarantee that an audit conducted in accordance with generally accepted auditing standards, *Government Auditing Standards*, and the Uniform Guidance will always detect material noncompliance when it exists. The risk of not detecting material noncompliance resulting from fraud is higher than for that resulting from error, as fraud may involve collusion, forgery, intentional omissions, misrepresentations, or the override of internal control. Noncompliance with the compliance requirements referred to above is considered material if there is a substantial likelihood that, individually or in the aggregate, it would influence the judgment made by a reasonable user of the report on compliance about the Naples Central School District's compliance with the requirements of the major federal program as a whole.

In performing an audit in accordance with generally accepted auditing standards, *Government Auditing Standards*, and the Uniform Guidance, we:

- Exercise professional judgment and maintain professional skepticism throughout the audit.
- Identify and assess the risks of material noncompliance, whether due to fraud or error, and design and perform audit procedures responsive to those risks. Such procedures include examining, on a test basis, evidence regarding Naples Central School District's compliance with the compliance requirements referred to above and performing such other procedures as we considered necessary in the circumstances.
- Obtain an understanding of Naples Central School District's internal control over compliance relevant to the audit in order to design audit procedures that are appropriate in the circumstances and to test and report on internal control over compliance in accordance with the Uniform Guidance, but not for the purpose of expressing an opinion on the effectiveness of Naples Central School District's internal control over compliance. Accordingly, no such opinion is expressed.

We are required to communicate with those charged with governance regarding, among other matters, the planned scope and timing of the audit and any significant deficiencies and material weaknesses in internal control over compliance that we identified during the audit.

Report on Internal Control Over Compliance

A deficiency in internal control over compliance exists when the design or operation of a control over compliance does not allow management or employees, in the normal course of performing their assigned functions, to prevent, or detect and correct, noncompliance with a type of compliance requirement of a federal program on a timely basis. *A material weakness in internal control over compliance* is a deficiency, or combination of deficiencies, in internal control over compliance, such that there is a reasonable possibility that material noncompliance with a type of compliance requirement of a federal program will not be prevented, or detected and corrected, on a timely basis. *A significant deficiency in internal control over compliance* is a deficiency, or a combination of deficiencies, in internal control over compliance with a type of compliance requirement of a federal program that is less severe than a material weakness in internal control over compliance, yet important enough to merit attention by those charged with governance.

Our consideration of internal control over compliance was for the limited purpose described in the Auditors' Responsibilities for the Audit of Compliance section above and was not designed to identify all deficiencies in internal control over compliance that might be material weaknesses or significant deficiencies in internal control over compliance. Given these limitations, during our audit we did not identify any deficiencies in internal control over compliance that we consider to be material weaknesses, as defined above. However, material weaknesses or significant deficiencies in internal control over compliance may exist that were not identified.

Our audit was not designed for the purpose of expressing an opinion on the effectiveness of internal control over compliance. Accordingly, no such opinion is expressed.

The purpose of this report on internal control over compliance is solely to describe the scope of our testing of internal control over compliance and the results of that testing based on the requirements of the Uniform Guidance. Accordingly, this report is not suitable for any other purpose.

EFPR Group, CPAs, PLLC

EFPR Group, CPAs, PLLC
Rochester, New York
October 6, 2022

**NAPLES CENTRAL SCHOOL DISTRICT
Schedule of Findings and Questioned Costs
For the Year Ended June 30, 2022**

SUMMARY OF AUDITORS' RESULTS:

Financial Statements

- Type of auditors' report issued: Unmodified
- Internal control over financial reporting:
1. Material weaknesses identified? Yes No
 2. Significant deficiencies identified that are not considered to be material weaknesses? Yes None Reported
 3. Noncompliance material to the financial statements noted? Yes No

Federal Awards

- Internal control over major programs:
4. Material weaknesses identified? Yes No
 5. Significant deficiencies identified that are not considered to be material weaknesses? Yes None Reported

Type of auditors' report issued on compliance for major programs: Unmodified

6. Audit findings disclosed that are required to be reported in accordance with 2 CFR section 200.516(a)? Yes No
7. Major programs audited were:

Program Title

Assistance Listing Number

Education Stabilization Fund - Elementary and Secondary School Emergency Relief Fund	84.425D
Education Stabilization Fund - American Rescue Plan - Elementary and Secondary School Emergency Relief (ARP ESSER)	84.425U

8. Dollar threshold to determine type A and type B programs: \$750,000
9. Auditee qualified as low-risk auditee? Yes No*

FINDINGS - FINANCIAL STATEMENT AUDIT

NONE

FINDINGS AND QUESTIONED COSTS - MAJOR FEDERAL AWARD PROGRAMS AUDIT

NONE

*The risk rating noted above for the District is a result of not having a federal single audit performed in one of the previous two audit periods which requires a high risk assessment. A federal single audit was not required for the District two years ago because federal funds were not in excess of the federal single audit threshold.

**NAPLES CENTRAL SCHOOL DISTRICT
Summary Schedule of Prior Year Findings
For the Year Ended June 30, 2022**

PRIOR YEAR FINDINGS - FINANCIAL STATEMENT AUDIT

Reference: 2021-001

Requirement

NYS Real Property Tax Law § 1318 limits the amount of unexpended surplus funds a District can retain to no more than 4% of the District's budget of the General Fund for the ensuing fiscal year. Nonspendable and restricted fund balance of the General Fund are excluded from the 4% limitation. Amounts assigned for the subsequent year and encumbrances are also excluded from the 4% limitation.

Finding

The District's unassigned fund balance at June 30, 2021, after excluding amounts assigned for the subsequent year end encumbrances, was in excess of the New York State Real Property Tax Law §1318 limit. For the fiscal year ended June 30, 2021, the District's unassigned fund balance was \$2,209,847 which was 10.17% of the 2021-2022 voter approved General Fund budget.

Current Status

This finding was considered resolved in the current year as the District is in compliance with the 4.0% limit for the year ended June 30, 2022.

PRIOR YEAR FINDINGS - MAJOR FEDERAL AWARD PROGRAMS AUDIT

NONE